


PROJECT: _____
 TYPE: _____
 PRODUCT: _____
 APPROVED BY: _____

PRODUCT FEATURES

- Intended for Vivariums, Cleanrooms, Laboratories, Research Facilities, and more
- Narrow-spectrum 630nm red LEDs. Troffer can have all red LEDs or have alternating rows of red and white LEDs
- Cleanroom troffer available in a 1x2, 1x4, 2x2, 2x4
- Surface installation
- ISO Class 3 (Fed Std. 209E/ Class 1). Certified IP65 per IEC60598 and NSF2 Splash/Non-Food Zone ratings. Suitable for Biosafety Labs rated BSL 1 to 4. BSL Levels 3 & 4 require optional NSF P442 rating under options. Optional MIL-STD-461G
- This product is Made in America and complies with the Buy American Act (BAA), and the Build America, Buy America Act (BABAA)



SCS Vivarium Series



ORDERING INFORMATION

Example: SCS14-HC/OC-RD2-35-90C-1C-A-UN

SC	S	/			
Series	Mounting S = Surface	Nominal Size 12 = 1x2 14 = 1x4 22 = 2x2 24 = 2x4 *Nominal size. Dimensional data on Page 2.	Housing HC = 20Ga. CRS Painted HS = 20Ga. 304 SS Brushed HP = 20Ga. 304 SS Painted HA = 16Ga. Alum. Painted	Frame* INSET (I)* or OVERLAP (O) OC = 18Ga. CRS Painted OS = 18Ga. 304 SS Brushed OP = 18Ga. 304 SS Painted OA = 16Ga. Alum. Painted IE = Extruded Alum.** IP = Extruded Alum Painted** IC = 20Ga. CRS Painted* IA = 16Ga. Alum. Painted* IB = 20Ga. 304 SS Brushed* IS = 20Ga. 304 SS Painted* *Inset frames (I) suitable for Biosafety Labs (BSL) rated 1-2 only. **Not IP65. N/A with .187 Prismatic Poly. Lens. Inset frames (I) suitable for Biosafety Labs (BSL) rated 1-2 only.	Red/White LED Configuration* SCS12-14: R1W2 = 1 Red/2 White R2W1 = 2 Red/2 White RD2 = 2 Red LEDs RD3 = 3 Red LEDs *Subject to change. Performance Data on page 3. SCS22-24: R2W2 = 2 Red/2 White R2W4 = 2 Red/4 White R2W6 = 2 Red/6 White R4W2 = 4 Red/2 White R6W2 = 6 Red/2 White RD2 = 2 Red LEDs RD4 = 4 Red LEDs RD6 = 6 Red LEDs

Color Temp. 0 = No White LEDs 35 = 3500K 40 = 4000K 50 = 5000K	CRI 80C = 80 CRI 90C = 90 CRI	Circuits 1C = 1 Circuit* 2C = 2 Circuits** *N/A with Red and White configuration. **If only red is specified, it allows for inboard/ outboard control. Red and White circuits will be independently powered.	Lens A = .125 Prismatic Acrylic B = .125 Prismatic Poly. C = .156 Prismatic Poly. D = .187 Prismatic Poly.* E = .125 White Frost Poly. G = .140 Prismatic DR Acrylic** H = .125 White Frost Acrylic *Cannot be used with IE/IP **Not rated for wet locations	Voltage 12 = 120V 27 = 277V 34 = 347V UN = Universal (120V-277V)	Driver Blank = DMI (0-10V Dimming with 1-100% range) SD2 = Step Dim. Driver (50-100%) SD3 = Step Dim. Driver (30-70-100%)	Options FZ1 = Fuse (120V) FZ2 = Fuse (277V) EL1 = Emerg. Batt. LED Low (10W)* EL2 = Emerg. Batt. LED High (20W)* RF = (RIF) Radio Interference Filter TH = Torx® Head screws (with center pin) IP66 = IP66 Rated (Overlapping frame only) P442 = NSF P442 Certified (Required for BSL 1-4) MS = MIL-STD-461G *SCS12 Remote Battery. Consult factory for CA Title 24 options. If stored, batteries should be fully recharged every six months and kept between 0°C-25°C to maintain optimal battery capacity.
---	--	---	--	---	---	---



New Star Lighting

2225 W Pershing Rd, Chicago, IL 60609
 (773) 847-1400
 www.newstarlighting.com

Specifications and dimensions are subject to change without notice. For additional options and dimensional details, please consult your New Star Lighting representative.

SPECIFICATIONS

HOUSING: 20-Gauge formed cold rolled steel housing with continuous seam welds. Aluminum and stainless steel options available.

FRAME: Inset or Overlapping doorframe available in aluminum, cold rolled steel, and stainless steel. Extruded inset door available in anodized aluminum or white painted aluminum. Frame held to housing via aircraft cable.

LENS: Acrylic or polycarbonate lens options - smooth side out.

LED: Available with 630nm red LEDs only or alternating rows of red and white LEDs. White LEDs available in three color temperatures 3500K, 4000K and 5000K with maximum 3-step MacAdam variation allowance. Other color temperatures available, consult factory. Minimum 80 CRI standard with optional minimum 90 CRI available. Minimum 50,000 hours with 70% lumen maintenance in a 25°C ambient temperature environment, compliant with IES LM-80 testing standards. Note, red LED boards will be installed every other row unless otherwise specified.

ELECTRICAL: Red LEDs and White LEDs are separately circuited for individual control. 120-277VAC or 347VAC, 50/60HZ, constant current driver (<20% THD, >0.90 PF). Standard 0-10V Dimming with 1-100% range on red and white circuits.

FASTENERS: Stainless steel Phillips flat head screws with captive cage nuts. Finish to match doorframe.

FINISH: White antimicrobial polyester powder coat finish following multi-stage iron phosphate pretreatment. Stainless steel brushed fixtures are brushed on all exposed room-side surfaces.

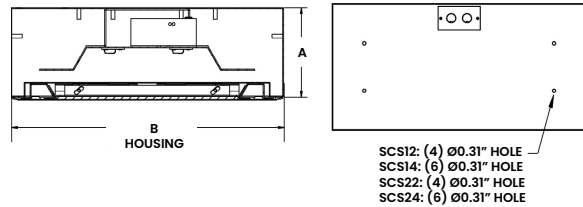
GASKET: Closed cell EPDM and closed cell silicone gaskets prevent air contaminants from entering the fixture. Gasketing seals lens to doorframe and doorframe to housing.

INSTALLATION: Surface installation

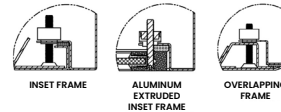
WARRANTY: 5 Year Warranty.

LABEL: Fixture is certified to UL standards for Wet Location. Meets standards for ISO3/Class 1 Cleanrooms. IP65 rating per IEC60598, and NSF2 Splash/Non-Food Zone listed. Suitable for Biosafety Labs rated BSL 1 to 4. BSL Levels 3 & 4 require optional NSF P442 rating under options. Optional MIL-STD-461G. This product is Made in America and complies with the Buy American Act (BAA) and the Build America, Buy America Act (BABAA).

DIMENSIONAL DATA



	A	B
SCS12	3.94"	12.00" X 24.07"
SCS14	3.94"	12.00" X 48.07"
SCS22	3.94"	24.00" X 24.07"
SCS24	3.94"	24.00" X 48.07"



PERFORMANCE DATA

*Data is with 80 CRI chip. LEDs are frequently updated therefore values may change without notice.

MODEL	OUTPUT	LUMENS DELIVERED	EFFICACY (lm/W)	INPUT POWER (W)
SC12	RD2 = 2 Red LEDs	700	35	20
	RD3 = 3 Red LEDs	1050	35	30
SC14	RD2 = 2 Red LEDs	1400	36	40
	RD3 = 3 Red LEDs	2100	36	60
SC22	RD2 = 2 Red LEDs	825	43	19
	RD4 = 4 Red LEDs	1675	43	39
	RD6 = 6 Red LEDs	2500	43	58
SC24	RD2 = 2 Red LEDs	1650	42	39
	RD4 = 4 Red LEDs	3250	42	77
	RD6 = 6 Red LEDs	4850	42	116

MODEL	OUTPUT	COLOR TEMP.	LUMENS DELIVERED	EFFICACY (lm/W)	INPUT POWER (W)
SCS12	RIW2 1 Red/2 White	3500K	2875	115	25
		4000K	3000	120	25
		5000K	3125	125	25
		RED	350	35	10
	R2W1 2 Red/1 White	3500K	1438	115	12.5
		4000K	1500	120	12.5
		5000K	1563	125	12.5
		RED	700	36	20
SCS14	RIW2 1 Red/2 White	3500K	5750	115	50
		4000K	6000	120	50
		5000K	6250	125	50
		RED	700	36	20
	R2W2 2 Red/2 White	3500K	2875	115	25
		4000K	3000	120	25
		5000K	3125	125	25
		RED	1400	36	40



New Star Lighting

2225 W Pershing Rd, Chicago, IL 60609
(773) 847-1400
www.newstarlighting.com

Specifications and dimensions are subject to change without notice. For additional options and dimensional details, please consult your New Star Lighting representative.

© 2026, New Star Lighting. All rights reserved. Unauthorized duplication or distribution is prohibited.

PERFORMANCE DATA CONT.

*Data is with 80 CRI chip. LEDs are frequently updated therefore values may change without notice.

MODEL	OUTPUT	COLOR TEMP.	LUMENS DELIVERED	EFFICACY (lm/w)	INPUT POWER (W)
SCS22	R2W2 2 Red/2 White	3500K	3000	120	25
		4000K	3125	125	25
		5000K	3250	130	25
		RED	825	43	19
	R2W4 2 Red/4 White	3500K	6000	120	50
		4000K	6250	125	50
		5000K	6500	130	50
		RED	825	43	19
	R2W6 2 Red/6 White	3500K	8625	115	75
		4000K	9000	120	75
		5000K	9375	125	75
		RED	825	43	19
	R4W2 4 Red/2 White	3500K	3000	120	25
		4000K	3125	125	25
		5000K	3250	130	25
		RED	1675	43	39
	R6W2 6 Red/2 White	3500K	3000	120	25
		4000K	3125	125	25
		5000K	3250	130	25
		RED	2500	43	58



New Star Lighting

2225 W Pershing Rd, Chicago, IL 60609
(773) 847-1400
www.newstarlighting.com

Specifications and dimensions are subject to change without notice. For additional options and dimensional details, please consult your New Star Lighting representative.

© 2026, New Star Lighting. All rights reserved. Unauthorized duplication or distribution is prohibited.

PERFORMANCE DATA CONT.

*Data is with 80 CRI chip. LEDs are frequently updated therefore values may change without notice.

MODEL	OUTPUT	COLOR TEMP.	LUMENS DELIVERED	EFFICACY (lm/w)	INPUT POWER (W)
SCS24	R2W2 2 Red/2 White	3500K	6000	120	50
		4000K	6250	125	50
		5000K	6500	130	50
		RED	1650	42	39
	R2W4 2 Red/4 White	3500K	12000	120	100
		4000K	12500	125	100
		5000K	13000	130	100
		RED	1650	42	39
	R2W6 2 Red/6 White	3500K	17250	115	150
		4000K	18000	120	150
		5000K	18750	125	150
		RED	1650	42	39
	R4W2 4 Red/2 White	3500K	6000	120	50
		4000K	6250	125	50
		5000K	6500	130	50
		RED	3250	42	77
	R6W2 6 Red/2 White	3500K	6000	120	50
		4000K	6250	125	50
		5000K	6500	130	50
		RED	4850	42	116



New Star Lighting

2225 W Pershing Rd, Chicago, IL 60609
(773) 847-1400
www.newstarlighting.com

Specifications and dimensions are subject to change without notice. For additional options and dimensional details, please consult your New Star Lighting representative.

© 2026, New Star Lighting. All rights reserved. Unauthorized duplication or distribution is prohibited.