

STARCLEAN™ RECESSED SERIES



PROJECT: _____
 TYPE: _____
 PRODUCT: _____
 APPROVED BY: _____



SCR Series

PRODUCT FEATURES

- Intended for Cleanrooms, BSL Labs, Hi-Tech Manufacturing, Laboratory, Food Processing Facilities, Commercial Kitchens, and more
- Cleanroom troffer available in a 1x2, 1x4, 2x2, 2x4
- Room-side access to drivers and internal components for ease of maintenance
- Recessed ceiling mount; grid or flange. Compatible with 1.5" or 15/16" Grid Ceilings
- ISO Class 3 (Fed Std. 209E/ Class 1), Certified IP65 per IEC60598 and NSF2 Splash/ Non-Food and Food Zone ratings. Suitable for Biosafety Labs rated BSL 1 to 4. BSL Levels 3 & 4 require optional NSF P442 rating under options. Optional MIL-STD-461G
- This product is Made in America and complies with the Buy American Act (BAA)

ORDERING INFORMATION

Example: SCR14-HC/OC-L440-90C-1C-A-UN



| SC | R | / | | | | |
|--------|--|--|---|---|--|---|
| Series | Mounting R = Recessed (Grid/Flange) | Nominal Size 12 = 1x2 14 = 1x4 22 = 2x2 24 = 2x4 *Nominal size. Dimensional data on Page 2. | Housing HC = 20Ga. CRS Painted HS = 20Ga. 304 SS Brushed HP = 20Ga. 304 SS Painted HA = 16Ga. Alum. Painted | Frame* INSET (I)* or OVERLAP (O) OC = 18Ga. CRS Painted OS = 18Ga. 304 SS Brushed OP = 18Ga. 304 SS Painted OA = 16Ga. Alum. Painted IE = Extruded Alum.** IP = Extruded Alum Painted** IC = 20Ga. CRS Painted* IA = 16Ga. Alum. Painted* IB = 20Ga. 304 SS Brushed* IS = 20Ga. 304 SS Painted* *Inset frames (I) suitable for Biosafety Labs (BSL) rated 1-2 only. **Not IP65. N/A with .187 Prismatic Poly. Lens. Inset frames (I) suitable for Biosafety Labs (BSL) rated 1-2 only. | Lumen Output* SCR12-14: L2 = Low L3 = Standard L4 = High CL = Custom Lumen Output** SCR22-24: L2 = Low L4 = Standard L6 = Medium L8 = High CL = Custom Lumen Output** *Subject to change. Performance Data on page 3. **Must be specified at time of quote. Must not exceed fixture maximum output. | Color Temp. 35 = 3500K 40 = 4000K 50 = 5000K |

| | | | | | |
|-------------------------------------|---|--|---|--|--|
| CRI 80C = 80 CRI 90C = 90 CRI | Circuits 1C = 1 Circuit 2C = 2 Circuits* *Allows for Inboard/Outboard control. | Lens A = .125 Prismatic Acrylic B = .125 Prismatic Poly. C = .156 Prismatic Poly. D = .187 Prismatic Poly. E = .125 White Frost Poly. G = .140 Prismatic DR Acrylic* H = .125 White Frost Acrylic *Not rated for Wet Locations | Voltage 12 = 120V 27 = 277V UN = Universal (120V-277V) | Driver blank = DMI (0-10V Dimming with 1-100% range) SD2 = Step Dim. Driver (50-100%) SD3 = Step Dim. Driver (30-70-100%) | Options FZ1 = Fuse (120V) FZ2 = Fuse (277V) EL1 = Emerg. Batt. LED Low (10W)** EL2 = Emerg. Batt. LED High (20W)** TH = Torx® Head screws (with center pin) RM = Row Mount*** TGG = Triple Gasketing (Grid)* TGF = Triple Gasketing (Flange)* IP66 = IP66 Rated (Overlapping frame only) P442 = NSF P442 Certified (Required for BSL 1-4)**** MS = MIL-STD-461G NFZ = NSF listed for Food Zone/Non-Food Contact applications***** (Includes additional .125 Clear Polycarbonate Outer Lens) **SCR12 Remote Battery. Consult factory for CA Title 24 options. If stored, batteries should be fully recharged every six months and kept between 0°C-25°C to maintain optimal battery capacity. ***Joiner bracket supplied. Fixture dimensions subject to change. Consult factory for custom wiring or knockouts. ****Requires additional backbox, see dimensionn al data for details. ***** Brushed Stainless frame is not available. *Triple Gasket is standard. Please indicate housing style for |
|-------------------------------------|---|--|---|--|--|



New Star Lighting

2225 W Pershing Rd, Chicago, IL 60609
 (773) 847-1400
 www.newstarlighting.com

Specifications and dimensions are subject to change without notice. For additional options and dimensional details, please consult your New Star Lighting representative.

SPECIFICATIONS

HOUSING: 20-Gauge formed cold rolled steel housing with continuous seam welds. Aluminum and stainless steel options available.

FRAME: Inset or Overlapping doorframe available in aluminum, cold rolled steel, and stainless steel. Extruded inset door available in anodized aluminum or white painted aluminum. Frame held to housing via aircraft cable.

LENS: Acrylic or polycarbonate lens options - smooth side out.

LED: Available in three color temperatures 3500K, 4000K, and 5000K with maximum 3-step MacAdam variation allowance. Other color temperatures available, consult factory. Minimum 80 CRI standard with optional minimum 90 CRI available. Minimum 50,000 hours with 70% lumen maintenance in an ambient environment 25°C temperature, compliant with IES LM-80 testing standards.

ELECTRICAL: 120-277VAC 50/60Hz, constant current driver (<20% THD, >0.9 PF). Standard 0-10V Dimming with 1-100% range. Optional BIOS driver options: STC - BIOS control 0-10V with Dimming from 1%-100% and Dynamic Bios Dimming with 0-10V Intensity Dimming to 1% and Dim-to-Dark capabilities.

FASTENERS: Stainless steel Phillips flat head screws with captive cage nuts. Finish to match doorframe.

FINISH: White antimicrobial polyester powder coat finish following multi-stage iron phosphate pretreatment. Stainless steel brushed fixtures are brushed on all exposed room-side surfaces.

GASKET: Closed cell EPDM and closed cell silicone gaskets prevent air contaminants from entering the fixture. Gasketing seals lens to doorframe and doorframe to housing. Optional triple gasketing, must specify Grid or Flange installation.

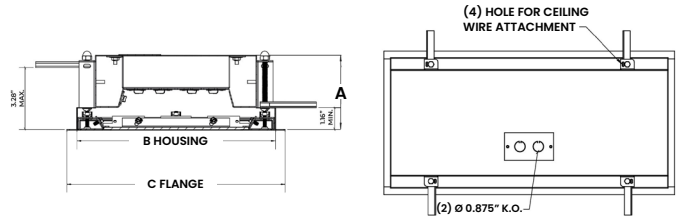
INSTALLATION: Universal recessed mounting accommodates Grid and Flange installations. Luminaires will be supplied with adjustable swing arms that can be used for Flange applications or secured to the side of housing for Grid applications. Compatible with 1-1/2" and 15/16" Grid systems. Mounting for custom ceilings available, consult factory.

WARRANTY: 5 Year Warranty.

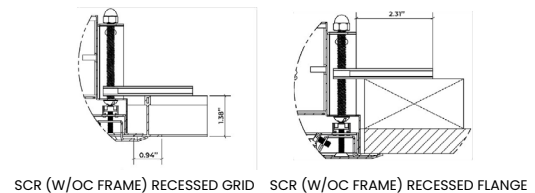
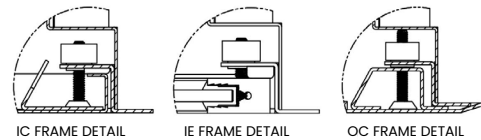
LABEL: Fixture is certified to UL standards for Wet Location. Meets standards for ISO3/Class 1 Cleanrooms. IP65 rating per IEC60598, and NSF2 Splash/Non-Food Zone listed. Suitable for Biosafety Labs rated BSL 1 to 2. BSL Levels 3 & 4 require optional NSF P442 rating under options. Optional MIL-STD-461G. This product is Made in America and complies with the Buy American Act (BAA) and the Build America, Buy America Act (BABAA)

DIMENSIONAL DATA

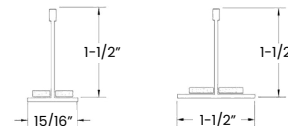
Fixture weight varies and is dependent upon chosen specifications. Consult factory for additional information. Average weight of the SCR14 is 27lb. Average weight of the SCR24 is 48lb.



| | A | B | C | REC. CEILING CUT-OUT | WEIGHT |
|-------|-------|-----------------|-----------------|----------------------|--------|
| SCR12 | 4.00" | 10.64" X 22.64" | 11.69" X 23.69" | 10.88" X 22.88" | 15 |
| SCR14 | 4.00" | 10.64" X 46.64" | 11.69" X 47.69" | 10.88" X 46.88" | 27 |
| SCR22 | 4.00" | 22.64" X 22.64" | 23.69" X 23.69" | 22.88" X 22.88" | 27 |
| SCR24 | 4.00" | 22.64" X 46.64" | 23.69" X 47.69" | 22.88" X 46.88" | 48 |



GRID COMPATIBILITY:
 SCR12: Spaced at 12" x 24" Centers
 SCR14: Spaced at 12" x 48" Centers
 SCR22: Spaced at 24" x 24" Centers
 SCR24: Spaced at 24" x 48" Centers



PERFORMANCE DATA

*Data is with 80 CRI chip. LEDs are frequently updated therefore values may change without notice.

| MODEL | OUTPUT | COLOR TEMP. | LUMENS DELIVERED | EFFICACY (lm/w) | INPUT POWER (W) |
|-------|---------------|-------------|------------------|-----------------|-----------------|
| SCR12 | L2 = Low | 3500K | 2875 | 115 | 25 |
| | | 4000K | 3000 | 120 | 25 |
| | | 5000K | 3125 | 125 | 25 |
| | L3 = Standard | 3500K | 4180 | 110 | 38 |
| | | 4000K | 4370 | 115 | 38 |
| | | 5000K | 4560 | 120 | 38 |
| | L4 = High | 3500K | 5500 | 110 | 50 |
| | | 4000K | 5750 | 115 | 50 |
| | | 5000K | 6000 | 120 | 50 |
| SCR14 | L2 = Low | 3500K | 5750 | 115 | 50 |
| | | 4000K | 6000 | 120 | 50 |
| | | 5000K | 6250 | 125 | 50 |
| | L3 = Standard | 3500K | 8250 | 110 | 75 |
| | | 4000K | 8625 | 115 | 75 |
| | | 5000K | 9000 | 120 | 75 |
| | L4 = High | 3500K | 11000 | 110 | 100 |
| | | 4000K | 11500 | 115 | 100 |
| | | 5000K | 12000 | 120 | 100 |
| SCR22 | L2 = Low | 3500K | 3000 | 120 | 25 |
| | | 4000K | 3125 | 125 | 25 |
| | | 5000K | 3250 | 130 | 25 |
| | L4 = Standard | 3500K | 6000 | 120 | 50 |
| | | 4000K | 6250 | 125 | 50 |
| | | 5000K | 6500 | 130 | 50 |
| | L6 = Medium | 3500K | 8625 | 115 | 75 |
| | | 4000K | 9000 | 120 | 75 |
| | | 5000K | 9375 | 125 | 75 |
| | L8 = High | 3500K | 11500 | 115 | 100 |
| | | 4000K | 12000 | 120 | 100 |
| | | 5000K | 12500 | 125 | 100 |



New Star Lighting

2225 W Pershing Rd, Chicago, IL 60609
 (773) 847-1400
www.newstarlighting.com

Specifications and dimensions are subject to change without notice. For additional options and dimensional details, please consult your New Star Lighting representative.

© 2026, New Star Lighting. All rights reserved. Unauthorized duplication or distribution is prohibited.

PERFORMANCE DATA CONTINUED

*Data is with 80 CRI chip. LEDs are frequently updated therefore values may change without notice.

| MODEL | OUTPUT | COLOR TEMP. | LUMENS DELIVERED | EFFICACY (lm/w) | INPUT POWER (W) |
|-------|---------------|-------------|------------------|-----------------|-----------------|
| SCR24 | L2 = Low | 3500K | 6000 | 120 | 50 |
| | | 4000K | 6250 | 125 | 50 |
| | | 5000K | 6500 | 130 | 50 |
| | L4 = Standard | 3500K | 12000 | 120 | 100 |
| | | 4000K | 12500 | 125 | 100 |
| | | 5000K | 13000 | 130 | 100 |
| | L6 = Medium | 3500K | 17250 | 115 | 150 |
| | | 4000K | 18000 | 120 | 150 |
| | | 5000K | 18750 | 125 | 150 |
| | L8 = High | 3500K | 23000 | 115 | 200 |
| | | 4000K | 24000 | 120 | 200 |
| | | 5000K | 25000 | 125 | 200 |



New Star Lighting

2225 W Pershing Rd, Chicago, IL 60609
 (773) 847-1400
www.newstarlighting.com

Specifications and dimensions are subject to change without notice. For additional options and dimensional details, please consult your New Star Lighting representative.

© 2026, New Star Lighting. All rights reserved. Unauthorized duplication or distribution is prohibited.