


# 37M SERIES

PROJECT: \_\_\_\_\_  
 TYPE: \_\_\_\_\_  
 PRODUCT: \_\_\_\_\_  
 APPROVED BY: \_\_\_\_\_



37M Series

## PRODUCT FEATURES

- Intended for Minimum to Maximum Security Correctional Facilities, Detention Centers, and more
- Flanged doorframe with concealed internal 16-gauge drop hinge and adjustable 90° swing arm system
- Fixture is certified to UL Standards and IK10 Listed per IED60068
- This product is Made in America and complies with the Buy American Act (BAA), and the Build America, Buy America Act (BABAA)
- The 37M is covered by the New Star Promise



## ORDERING INFORMATION

Example: 37M12-F/C-L8235-90C-1C-0/A-UN

37M		/				
Series	Nominal Size	Housing	Frame	Lumen Output*	Color Temp.	CRI
	12 = 1 x 2 14 = 1 x 4 22 = 2 x 2 24 = 2 x 4	A = 12Ga. CRS Painted B = 14Ga. CRS Painted C = 16Ga. CRS Painted D = 18Ga. CRS Painted E = 14Ga. Stainless Steel F = 16Ga. Stainless Steel G = 18Ga. Stainless Steel H = 14Ga. SS Painted J = 16Ga. SS Painted K = 18Ga. SS Painted	A = 12Ga. CRS Painted B = 14Ga. CRS Painted C = 16Ga. CRS Painted E = 14Ga. SS Brushed F = 16Ga. SS Brushed H = 14Ga. SS Painted J = 16Ga. SS Painted	37M12-14: L2 = Low L3 = High CL = Custom Lumen Output** 37M22-24: L2 = Low L4 = Standard L6 = Medium L8 = High CL = Custom Lumen Output**	35 = 3500K 40 = 4000K 50 = 5000K TW1 = Tunable White 2700K to 5000K* TW2 = Tunable White 2700K to 6500K*  *Specify TW Driver under Options	80C = 80 CRI 90C = 90 CRI
*Nominal Size. Dimensional Data on Page 2.		*Subject to change. Performance Data on page 3. **Must be specified at time of quote. Must not exceed fixture maximum output. Must specify "DMI" if selecting dimming.				

		/				
Circuits	Outer Lens	Inner Lens	Voltage	Driver	Options	Accessories
1C = 1 Circuit 2C = 2 Circuits*	0 = No Lens 1 = .187 Clear Poly. 2 = .250 Clear Poly. 3 = .375 Clear Poly. 5 = .187 Clear Temp. Glass 6 = .250 Clear Temp. Glass 7 = .375 Clear Temp. Glass*	A = .125 Prismatic Acrylic B = .125 Prismatic Poly. C = .156 Prismatic Poly. D = .187 Prismatic Poly. F = .156 Prismatic Acrylic G = .140 DR Acrylic* H = .125 White Frost Poly. LC3 = .125 White Frosted Poly.  *Not rated for Wet Locations.	12 = 120V 27 = 277V 34 = 347V UN = Universal (120V-277V)	DM = 0-10V dimming with 10-100% range DMI = 0-10V dimming with 1-100% range  Tunable White Drivers*: DALI8 = DALI Type 8 (One DALI Address) TWO = 2-Channel 0-10V dimming (Brightness & CCT)  * Compatible with TW1 or TW2 Color Temp. options	FZ1 = Fuse (120V) FZ2 = Fuse (277V) LN = LED Night Light* EL1 = Emerg. Bat. LED 10W** EL2 = Emerg. Bat. LED 20W (N/A with 1x2)** AH = Allen Head Screws with Center Pin Reject  *3500K. Non-dimming. Integrated switch allows light levels at 100%, 70%, 40% and 10% levels. **If stored, batteries should be fully recharged every six months and kept between 0°C-25°C to maintain optimal battery capacity.	PF = Plaster Frame & Yoke CB = Cross Bar
*Refers to Inboard/Outboard control. Recommended to be used with 4ft.		*Must use with 12Ga. or 14Ga. Frame				



**New Star Lighting**

2225 W Pershing Rd, Chicago, IL 60609  
 (773) 847-1400  
 www.newstarlighting.com

Specifications and dimensions are subject to change without notice. For additional options and dimensional details, please consult your New Star Lighting representative.

© 2026, New Star Lighting. All rights reserved. Unauthorized duplication or distribution is prohibited.

## SPECIFICATIONS

**HOUSING:** Die formed, seam welded, and ground smooth cold rolled steel or stainless steel housing. Incorporates a removable reflector unitized with all electrical components for easy installation and maintenance.

**FRAME:** Die formed one-piece frame with tightly closed corners (material and gauge to match housing).

**HINGE:** Concealed internal 16-gauge drop hinge to prevent removal (material to match housing).

**LENS:** Outer and inner lens options secured with "Z" retainers with welded studs six inches apart for maximum strength.

**LED:** Available in three color temperatures 3500K, 4000K, and 5000K with maximum 3-step MacAdam variation allowance. Other color temperatures available, consult factory. Minimum 50,000 hours with 70% lumen maintenance in a 25°C ambient temperature environment, compliant with IES LM-80 testing standards.

**ELECTRICAL:** 120-277VAC or 347VAC, 50/60HZ electrical input high power factor electronic, constant current driver (<20% THD, >0.90 PF).

### OPTIONAL TW DRIVERS:

**DALI8** – DALI Type 8 (One DALI Address)

**TWO** – Two channel 0-10V dimming: one channel for brightness, one channel for CCT

**FASTENERS:** Tamper-resistant Torx® head fasteners with center pin reject.

**FINISH:** White polyester powder coat finish following multi-stage iron phosphate pre-treatment unless stainless steel brushed is specified.

**GASKET:** Black neoprene gasket around door frame to prevent light leaks.

**INSTALLATION:** Easy Flange installation with adjustable 90° swing arm system. Hardware by others.

**WARRANTY:** New Star Promise.

**LABEL:** Suitable for Damp Locations. IK10 Listed per IEC60068. This product is Made in America and complies with the Buy American Act (BAA), and the Build America, Buy America Act (BABAA).



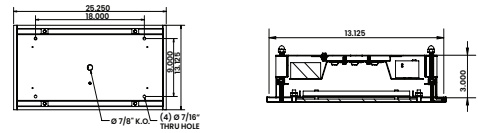
The 37M Series is covered by our New Star Promise.

Our promise means we will repair or replace any of our High Abuse or Vandal-Resistant architectural luminaires when installed according to our instructions for the life of the original installation if the fixture should fail due to physical abuse\*.

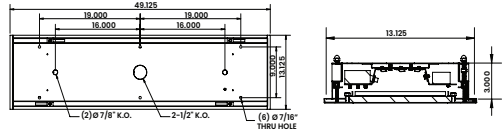
\*Damage caused by gunfire and chemical reactions is not covered by the New Star Promise.

## DIMENSIONAL DATA

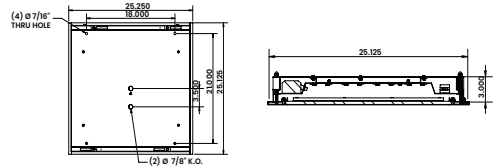
### 37M12



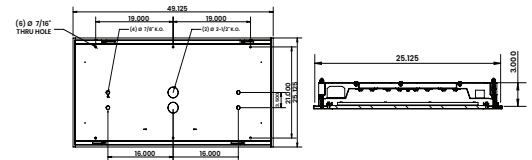
### 37M14



### 37M22



### 37M24



## PERFORMANCE DATA

\*Data is with 80 CRI chip. LEDs are frequently updated therefore values may change without notice.

MODEL	OUTPUT	COLOR TEMP.	LUMENS DELIVERED	EFFICACY (lm/w)	INPUT POWER (W)
37M12	L2 = Low	4000K	2750	110	25
	L3 = High	4000K	4125	110	37.5
37M14	L2 = Low	4000K	5500	110	50
	L3 = High	4000K	8250	110	75
37M22	L2 = Low	4000K	2750	110	25
	L4 = Standard	4000K	5500	110	50
	L6 = Medium	4000K	8250	110	100
	L8 = High	4000K	11000	110	100
37M24	L2 = Low	4000K	5500	110	50
	L4 = Standard	4000K	11000	110	100
	L6 = Medium	4000K	16500	110	150
	L8 = High	4000K	22000	110	200



**New Star Lighting**

2225 W Pershing Rd, Chicago, IL 60609  
(773) 847-1400  
www.newstarlighting.com

Specifications and dimensions are subject to change without notice. For additional options and dimensional details, please consult your New Star Lighting representative.

© 2026, New Star Lighting. All rights reserved. Unauthorized duplication or distribution is prohibited.