


PROJECT: _____
 TYPE: _____
 PRODUCT: _____
 APPROVED BY: _____



SUD Series

PRODUCT FEATURES

- Intended for Minimum to Maximum Correctional Facilities, Detention Centers, and more
- Two-aperture wall mount clamshell design with contraband drop slot between ceiling and back of luminaire available in 2ft and 4ft
- Inner and outer lens secured by "Z" bracket retention system with 6" stud spacing for maximum strength
- This product is Made in America and complies with the Buy American Act (BAA), and the Build America, Buy America Act (BABAA)
- The SUD Series is covered by the New Star Promise.

ORDERING INFORMATION

Example: SUD2-B-LA40-90C-1C-A/C-UN



SUD					
Series	Size*	Gauge	Lumen Output	Color Temp.	CRI
	2 = 2ft 4 = 4ft	B = 14Ga. CRS Painted C = 16Ga. CRS Painted D = 18Ga. CRS Painted E = 14Ga. SS Brushed F = 16Ga. SS Brushed G = 18Ga. SS Brushed H = 14Ga. SS Painted J = 16Ga. SS Painted K = 18Ga. SS Painted	LA = 1 Up/1 Down LB = 1 Up/2 Down LC = 2 Up/2 Down LD = 2 Up/1 Down LE = 0 Up/1 Down LF = 1 Up/0 Down	35 = 3500K 40 = 4000K 50 = 5000K	80C = 80 CRI 90C = 90 CRI
*Nominal Size. Dimensional Data on Page 2.		*Performance Data on Page 3.		*Select 2C for Up/Down compartments to be independently circuited/controlled	
/					
Outer Lens		Inner Lens	Voltage	Driver	Options
0 = No Lens A = .125 Clear Poly. B = .156 Clear Poly. 1 = .187 Clear Poly. 2 = .250 Clear Poly. 3 = .375 Clear Poly. 5 = .187 Clear Temp. Glass 6 = .250 Clear Temp. Glass 7 = .375 Clear Temp. Glass* 8 = .500 Clear Temp Glass* 9 = .750 Clear Temp. Glass*		A = .125 Prismatic Acrylic B = .125 Prismatic Poly. C = .156 Prismatic Poly. D = .187 Prismatic Poly. F = .156 Prismatic Acrylic G = .140 DR Acrylic LC3 = .125 White Frosted Poly.	12 = 120V 27 = 277V UN = Universal (120V - 277V)	DM = 0-10V dimming with 10-100% range DM1 = 0-10V dimming with 1-100% range	FZ2 = Fuse (277V) LN = LED Night Light* EL1 = Emerg. Bat. LED Low (1100-1250 lm)** EL2 = Emerg. Bat. LED High (1900-2000 lm)** AH = Allen Head screws with center pin reject SL = Flush Botton Switch on Left (120V) SR = Flush Button Switch on Right (120V) AM = Antimicrobial finish on exposed surfaces
*Must use with 14Ga.		*3500K non-dimming Night Light with integrated switch allows light levels at 100%, 70%, 40% and 10%. Located in "Down" compartment. **Illuminates "Down" compartment with integral test switch. If stored, batteries should be fully recharged every six months and kept between 0°C-25°C to maintain optimal battery capacity.			



New Star Lighting

2225 W Pershing Rd, Chicago, IL 60609
 (773) 847-1400
 www.newstarlighting.com

Specifications and dimensions are subject to change without notice. For additional options and dimensional details, please consult your New Star Lighting representative.

© 2025, New Star Lighting. All rights reserved. Unauthorized duplication or distribution is prohibited.

SPECIFICATIONS

HOUSING: Die-formed, seam welded, and ground smooth two-aperture wall mount clamshell design in cold rolled steel or stainless steel clamshell design. Incorporates a removable reflector unitized with all electrical components for easy installation and maintenance. Designed to withstand physical abuse.

BACKPLATE: Die formed with contraband drop slot and embossed mounting holes (material to match housing). Security caulking between ceiling and fixture is not required with this backplate design.

GAUGE: 16-Gauge full length continuous, staked piano hinge with welded ends to prevent removal (material to match housing).

LENS: Outer and Inner lens options secured by "Z" retainers with welded studs spaced six inches apart for maximum strength.

LED: Available in three color temperatures 3500K, 4000K and 5000K with maximum 3-step MacAdam variation allowance. Other color temperatures available, consult factory. Minimum 80 CRI standard. 0-10V dimming available with 10-100% range and 1-100% range. Must specify dimming under options.

ELECTRICAL: 120-277VAC or 347VAC, 50/60HZ electrical input high power factor electronic, constant current driver (<20% THD, >0.95 PF).

FASTENERS: Tamper-resistant Torx® head fasteners.

FINISH: White polyester powder coat finish following multi-stage iron phosphate pre-treatment. Optional antimicrobial finish.

INSTALLATION: Surface wall installation.

WARRANTY: New Star Promise.

LABEL: Fixture is certified to UL standards by Intertek Testing Laboratories for Wet Locations. This product is Made in America and complies with the Buy American Act (BAA), and the Build America, Buy America Act (BABAA).



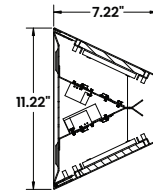
The SUD Series is covered by our New Star Promise.

Our promise means we will repair or replace any of our High Abuse or Vandal-Resistant architectural luminaires when installed according to our instructions for the life of the original installation if the fixture should fail due to physical abuse*.

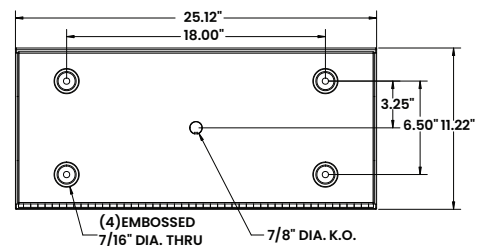
*Damage caused by gunfire and chemical reactions is not covered by the New Star Promise.

DIMENSIONAL DATA

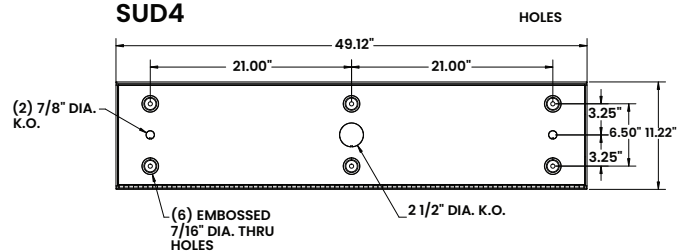
Fixture weight varies and is dependent upon chosen specifications. Average weight of the SUD2 is 30lb. Average weight of the SUD4 is 45lb. Consult factory for additional information.



SUD2



SUD4



PERFORMANCE DATA

*Data is with 80 CRI chip. LEDs are frequently updated therefore values may change without notice.

MODEL	OUTPUT	LUMENS DELIVERED	EFFICACY (lm/w)	INPUT POWER (W)
SUD2	LA = 1 Up/1 Down	2750	110	25
	LB = 1 Up/2 Down	4125	110	37.5
	LC = 2 Up/2 Down	5500	110	50
	LD = 2 Up/1 Down	4125	110	37.5
	LE = 0 Up/1 Down	1375	110	12.5
	LF = 1 Up/0 Down	1375	110	12.5
SUD4	LA = 1 Up/1 Down	5500	110	50
	LB = 1 Up/2 Down	8250	110	75
	LC = 2 Up/2 Down	11000	110	100
	LD = 2 Up/1 Down	8250	110	75
	LE = 0 Up/1 Down	2750	110	25
	LF = 1 Up/0 Down	2750	110	25