

PROJECT: _____
 TYPE: _____
 PRODUCT: _____
 APPROVED BY: _____

PRODUCT FEATURES

- Intended for Transportation Settings, Tunnel and Underpasses, Transportation Platforms, Stairways, Public Areas, and more
- Available in 4ft or 6ft nominal lengths in three different style housings: narrow, medium, and wide. New Low Profile housing now available
- Fixture is certified to UL standard by Intertek Testing Laboratories for Wet Location, IP65 Rating per IEC60598, 3G vibration tested per ANSI C136.31, IK10 Listed per IEC60068-2-75
- This product is Made in America and complies with the Buy American Act (BAA), and the Build America, Buy America Act (BABAA)
- The STS Series is covered by the New Star Promise



STS Series



ORDERING INFORMATION

Example: STS4-N-LP-E/E-HG40-90C-D-UN

STS				/			
Series	Size* 4 = 4ft 6 = 6ft *Nominal Size. Dimensional Data on Page 2.	Style N = Narrow M = Medium W = Wide	Profile* ST= Standard Profile Housing LP= Low Profile Housing *Dimensional Data on Page 2.	Housing E = 14Ga. SS Brushed F = 16Ga. SS Brushed G = 18Ga. SS Brushed M = 18Ga. SS Brushed Satin Finish	Frame E = 14Ga. SS Brushed F = 16Ga. SS Brushed G = 18Ga. SS Brushed M = 18Ga. SS Brushed Satin Finish	Lumen Output* LW = Low MD = Medium HG = High *Performance Data on Page 3.	Color Temp. 40 = 4000K 50 = 5000K
CRI 80C = 80 CRI 90C = 90 CRI	Lens D = .187 Prismatic Poly. I = .187 Clear Poly. LC3 = .125 White Frosted Poly.		Voltage 12 = 120V 27 = 277V UN = Universal (120V-277V)	Driver DMI = 0-10V dimming with 1-100% range		Options FZ1 = Fuse (120V) FZ2 = Fuse (277V) RZ = Raceway** RS = Rocker Switch PM = Pendant Mount** SS316 = 316 SS Brushed QT = Quarter-turn Wire Cover Fasteners *Consult factory for options. Not applicable to LP profile. **Stems by others.	

SPECIFICATIONS

HOUSING: Brushed 304 stainless steel die formed and sealed welded housing. Optional 316 stainless steel. Tool-free wireway cover secured with four quarter-turn fasteners for quick access and easy driver maintenance.

FRAME: Inset doorframe in brushed 304 stainless steel (standard). Optional 316 stainless steel. Frame tethered to housing via aircraft cable.

HINGE: Full length completely concealed 18-gauge stainless steel internal piano hinge standard. Hinge welded to door.

LENS: Available in high impact .187 prismatic or clear polycarbonate lens and .125 white frosted polycarbonate.

LED: Available in two color temperatures: 4000K and 5000K with maximum 3-step MacAdam variation allowance. Other color temperatures available, consult factory. Minimum 70,000 hours with 70% lumen maintenance in a 25°C ambient temperature environment, compliant with IES LM-80 testing standards.

ELECTRICAL: 120-277VAC, 50/60Hz constant current driver. Standard 0-10V dimming available with 10-100% range.

FASTENERS: Tamper-resistant stainless steel Torx® head fasteners with center pin reject.

GASKET: Closed cell silicone gaskets prevent air contaminations from entering the fixture.

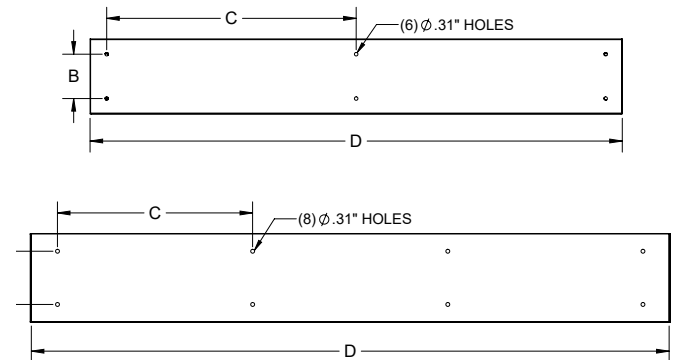
WARRANTY: Ten (10) year warranty against parts, components and LED light sources from the date of acceptance.

INSTALLATION: Surface mount installation. Suitable for installation into -30°C to 40°C ambient temperatures.

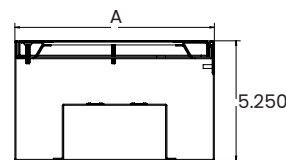
LABEL: Fixture is certified to UL standard by Intertek Testing Laboratories for Wet Location, IP65 Rating per IEC60598, 3G vibration tested per ANSI C136.31, IK10 Listed per IEC60068-2-75. This product was Made in America and complies with the Buy American Act (BAA), and the Build America, Buy America Act (BABAA).

DIMENSIONAL DATA

SURFACE MOUNT MOUNTING

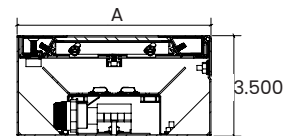


STS STANDARD PROFILE



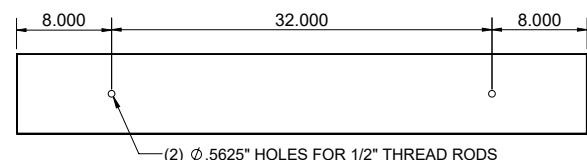
STYLE	A	B	C	D
STS4N-ST	6.75"	4"	22"	48"
STS4M-ST	8.75"	6"	22"	48"
STS4W-ST	10.00"	6"	22"	48"
STS6N-ST	6.75"	4"	22"	72"
STS6M-ST	8.75"	6"	22"	72"
STS6W-ST	10.00"	6"	22"	72"

STS LOW PROFILE



STYLE	A	B	C	D
STS4N-LP	6.75"	4"	22"	48"
STS4M-LP	8.75"	6"	22"	48"
STS4W-LP	10.00"	6"	22"	48"
STS6N-LP	6.75"	4"	22"	72"
STS6M-LP	8.75"	6"	22"	72"
STS6W-LP	10.00"	6"	22"	72"

PENDANT MOUNT MOUNTING



New Star Lighting

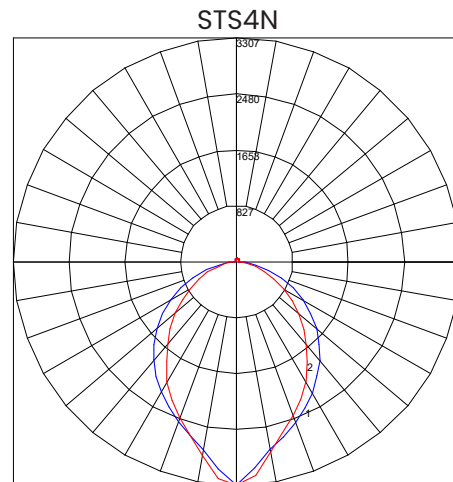
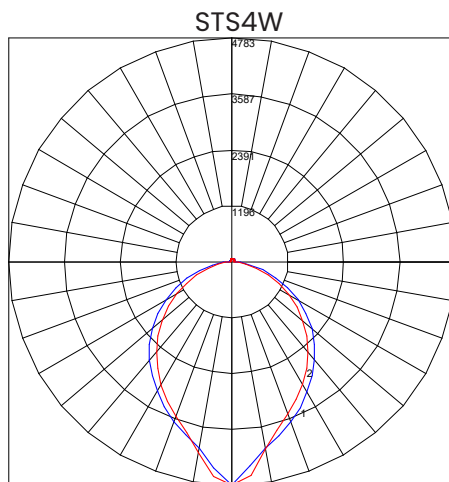
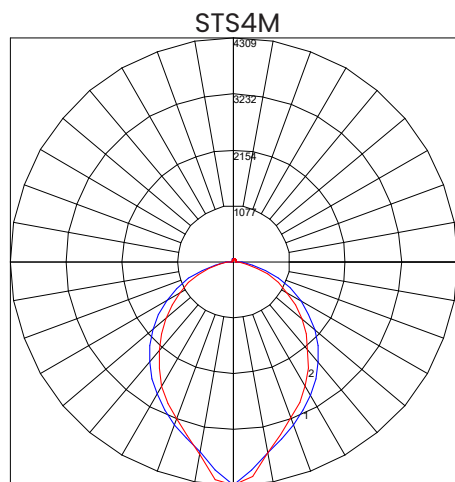
2225 W Pershing Rd, Chicago, IL 60609
(773) 847-1400
www.newstarlighting.com

Specifications and dimensions are subject to change without notice. For additional options and dimensional details, please consult your New Star Lighting representative.

© 2025, New Star Lighting. All rights reserved. Unauthorized duplication or distribution is prohibited.

PERFORMANCE DATA

	Output	Delivered Lumens	Efficacy (lm/w)	Input Power (W)
STS4N	LOW	2450	98	25
	MED	4800	96	50
	HIGH	7050	94	75
STS4M	LOW	4900	98	50
	MED	7200	96	75
	HIGH	9400	94	100
STS4W	LOW	5000	100	50
	MED	7650	102	75
	HIGH	10500	105	100
STS6N	LOW	4900	98	50
	MED	7200	96	75
	HIGH	9400	94	100
STS6M	LOW	5000	100	50
	MED	7350	98	75
	HIGH	9600	96	100
STS6W	LOW	5100	102	50
	MED	7500	100	75
	HIGH	9800	98	100



New Star Lighting

2225 W Pershing Rd, Chicago, IL 60609
 (773) 847-1400
www.newstarlighting.com

Specifications and dimensions are subject to change without notice. For additional options and dimensional details, please consult your New Star Lighting representative.

© 2025, New Star Lighting. All rights reserved. Unauthorized duplication or distribution is prohibited.