

LUMANIQUE MULTI-FUNCTION SERIES



PROJECT: _____
 TYPE: _____
 PRODUCT: _____
 APPROVED BY: _____

PRODUCT FEATURES

- Intended for Patient Rooms, Skilled Nursing Facilities, Convalescent Care, Hospice, and more
- Multi-Function architectural 1 x 4 luminaire provides ambient, exam, reading, and night light illumination for the patient room environment
- Recommended to be used in pairs adjacent to the patient bed. Sold individually. Must order a "Left" and a "Right" for a complete pair
- Low profile, 4" depth minimizes interference with systems within ceiling plenum
- Optional inset doorframe (IAS16) with clear overlay lens provides flat wipe-down surface for easy cleaning, Optional IP65 certified per IEC60598 and NSF2 Splash Zone/Non-Food Zone listed, CCEA approved
- Fixture is certified to UL standards by Intertek Testing laboratory for damp locations
- This product is Made in America and complies with the Buy American Act (BAA) and the Build America, Buy America Act (BABAA)



SPDH14 Series



ORDERING INFORMATION

Example: SPDHR14L-HC20-IC20/WHL-AER-LW-40-40-35-30-12-DMI

SPDH		R	14				/		
Series	Mounting R = Recessed (Grid/Flange)	Size* 14 = 1x4 *Nominal Size.	Position L = Left* R = Right* ST = Standalone** *Sold individually. Recommended to be used in pairs adjacent to the patient bed. Must specify a Left & Right for a complete pair. **Standalone fixture is one 1x4 above the patient bed.	Housing HC20 = 20Ga. CRS Painted HA16 = 16Ga. Alum Painted	Inset Frame IC20 = 20Ga. CRS Painted IA16 = 16Ga. Alum. Painted IAS16 = 16Ga. Sealed Alum. Painted* *IAS16 is sealed with IP65 listing. Door secured with screws and a lanyard.	Doorframe Lens* Blank = No Overlay Lens WHL = White Linen Pattern* *Linen pattern is on the middle compartment. Edges will be White Acrylic unless otherwise specified. See page 2 for example.			
Functions* AERN = Ambient, Exam, Reading, Night Light AER = Ambient, Exam, Reading AE = Ambient, Exam AR = Ambient, Reading *Additional configurations available.				Lumen Output* LW = Low HG = High CL = Custom Lumen Output** *Subject to change. **Consult factory. Must be specified at time of quote. Must not exceed fixture maximum output.	Color Temp* 30 = 3000K 35 = 3500K 40 = 4000K 50 = 5000K* TW1 = Tunable White 2700K to 5000K** TWI = Tunable White 2700K to 6500K** *Selected CCT will be the same for both ambient and exam functions. **Available for ambient function.	Exam Color Temp.* NE = No Exam 30 = 3000K 35 = 3500K 40 = 4000K 50 = 5000K** *Recommended to have same/similar color temp. as ambient. ** N/A with 90 CRI.	Reading Color Temp. NR = No Reading 30 = 3000K 35 = 3500K 40 = 4000K 50 = 5000K* *N/A with 90 CRI	Night Light Color Temp.* NN = No Reading 30 = 3000K 35 = 3500K 40 = 4000K 50 = 5000K** *Non-dimming unless otherwise specified. ** N/A with 90 CRI.	
Voltage 12 = 120V 27 = 270V		Driver Type DM1 = 0-10V Dimming to 1% Tunable White Driver*: DALI8 = 1-Channel TW0 = 2-Channel 0-10V *Allows for Inboard/Outboard control.		Options FZ1 = Fuse (120V) FZ2 = Fuse (277V) EQ = Earthquake Clips IP65 = Optional IP65 Rating*** *N/A with 5000K **Self tapping screw through latch. ***Only available with IAS16. Doorframe secured with screws and a lanyard.					LV3 = Dimming Curbell Low Voltage Controller** SD3 = Step Dim. Module (30-70-100%) TH = Tamper-resistant Torx® head fasteners***



New Star Lighting

2225 W Pershing Rd, Chicago, IL 60609
 (773) 847-1400
www.newstarlighting.com

Specifications and dimensions are subject to change without notice. For additional options and dimensional details, please consult your New Star Lighting representative.

SPECIFICATIONS

HOUSING: 20-Gauge formed cold rolled steel housing and frame with continuous seam welds. Optional 16-gauge aluminum. Inset doorframe with latches provides tool-less access for installation and servicing. Optional Inset doorframe with aircraft cables and Phillips flat head fasteners provides IP65 Certification.

LENS: High transmittance matte white acrylic lens for maximum diffusion. Optional decorative pattern over middle ambient chamber available. Optional clear overlay lens provides flat wipe-down surface for easy cleaning (recommended for medical applications).

LED: Available in four color temperatures 3000K, 3500K, 4000K and 5000K with maximum 3-step MacAdam variation allowance. Tunable White also available, from 2700K – 5000K or 2700K- 6500K. Ambient section illuminates all compartments. Exam light levels work in conjunction with ambient function. Ambient and exam functions are recommended to have the same color temperature. Minimum 50,000 hours with 70% lumen maintenance in a 25°C ambient temperature, compliant with IES LM-80 testing standards.

ELECTRICAL: 120-277VAC or 347VAC 50/60HZ electrical input high power factor electronic, constant current driver (<20% THD, >0.95 PF). Standard 0-10V dimming with 1-100% range. Step-Dimming options available.

OPTIONAL TW DRIVERS:

DALI8- DALI Type 8 (One DALI Address)

TWD- Two Channel 0-10V dimming; one channel for brightness, one channel for CCT

LOW VOLTAGE CONTROL: Two Low Voltage Control (LVC) options; Voltage-specific LV2 controls ambient and reading functions without dimming (on/off function only). LV3 option controls ambient function with dimming, reading is non-dimming (on/off). With either LVC option, Exam and Night Light are on separate line voltage circuits. One low voltage controller per pair is recommended. Leads are factory labeled for field installation. Controls and additional accessories by others.

FINISH: White antimicrobial polyester powder coat finish following multi-stage iron phosphate pretreatment.

INSTALLATION: Universal recessed mounting accommodates Grid and Flange installations. Luminaires will be supplied with adjustable swing arms that can be used for Flange applications or secured to the side of housing for Grid applications. Compatible with 1-1/2" and 15/16" Grid systems. Mounting for custom ceilings available, consult factory.

WARRANTY: 5 Year Warranty.

LABEL: Fixture is certified to UL standards by Intertek Testing Laboratories for Damp Location. Certified IP65 per IEC60598 when optional inset doorframe with aircraft cables and Phillips flat head fasteners are specified. This product was Made in America and complies with the Buy American Act requirements

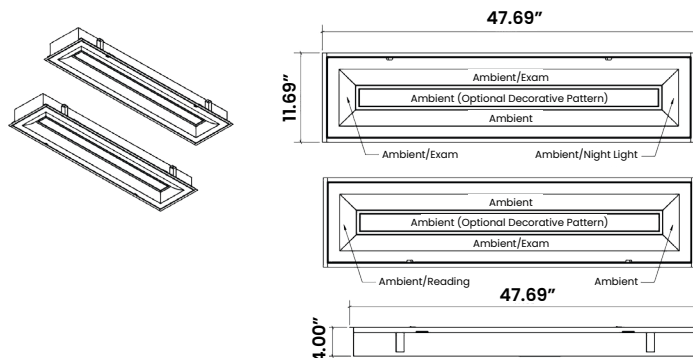
DIMENSIONAL DATA*

*Dimensions are subject to change without notice. Intended for non-IC installations. Thermal protector included and extends 2 inches from housing. Note, Ambient function illuminates all compartments including center section. Exam function to be used in conjunction with ambient function.

SPDH 1x4 recommended ceiling cut-out: 10.88" x 46.88"

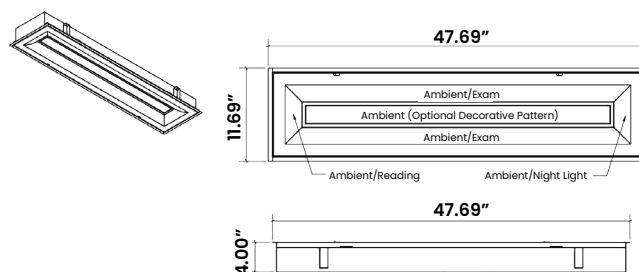
SPDH14 PAIR

When used in pairs, the exam function is in the outer most position away from the patient bed. Night light can be specified for both units if ordering a pair.





SPDH14 STANDALONE

The standalone fixture will have the exam function on both sides of the fixture.



AMBIENT DECORATIVE LENS

Lens is a white matte acrylic. Optional white linen pattern over middle ambient chamber or custom pattern provided by customer. Linen pattern shown below.



New Star Lighting

2225 W Pershing Rd, Chicago, IL 60609
(773) 847-1400
www.newstarlighting.com

Specifications and dimensions are subject to change without notice. For additional options and dimensional details, please consult your New Star Lighting representative.

© 2025, New Star Lighting. All rights reserved. Unauthorized duplication or distribution is prohibited.

PERFORMANCE DATA*

*Displayed information is with 80 CRI at 4000°K with a white acrylic lens. Exam function to be used in conjunction with ambient function. LEDs are frequently updated therefore values may change without notice.

SERIES	OUTPUT	FUNCTION	LUMENS DELIVERED	EFFICACY (lm/W)	INPUT POWER (W)
SPD14 Left & Right Pair Total	LW = Low	Ambient	5700	95	60
		Exam	10800	90	120
		Reading	1250	50	25
		Night Light	500	50	10
	HG = High	Ambient	9500	95	100
		Exam	18000	90	200
		Reading	1250	50	25
		Night Light	500	50	10
SPD14ST 1x4 Standalone	LW = Low	Ambient	2850	95	30
		Exam	5400	90	60
		Reading	600	50	12
		Night Light	350	50	7
	HG = High	Ambient	4750	95	50
		Exam	9000	90	100
		Reading	600	50	12
		Night Light	350	50	7

CCT MULTIPLIERS - 80 CRI

3000K	3500K	4000K	5000K
0.96	0.99	1.00	1.00



New Star Lighting

2225 W Pershing Rd, Chicago, IL 60609
(773) 847-1400
www.newstarlighting.com

Specifications and dimensions are subject to change without notice. For additional options and dimensional details, please consult your New Star Lighting representative.

© 2025, New Star Lighting. All rights reserved. Unauthorized duplication or distribution is prohibited.