

PROJECT: _____

TYPE: _____

PRODUCT: _____

APPROVED BY: _____

PRODUCT FEATURES

- Intended for Cleanrooms, BSL Labs, Hi-Tech Manufacturing, Laboratory, Food Processing Facilities, Commercial Kitchens, and more
- 5 Day Quick Ship for orders under 50 fixtures. Consult factory for large quantities or additional fixture options
- Cleanroom troffer available in 2x4
- Recessed ceiling mount; grid or flange. Compatible with 1.5" or 15/16" Grid Ceilings
- ISO Class 3 (Fed Std. 209E/ Class 1), Certified IP65 per IEC60598 and NSF2 Splash/Non-Food Zone ratings. This product was Made in America and complies with the Buy American Act requirements



SCR Quick Ship Series

ORDERING INFORMATION

Example: SCR24-HC/OC-L440-1C-A-UN-QS



SC	R	24	HC	OC	
Series	Mounting R = Recessed (Grid/Flange)	Nominal Size 24 = 2x4 *Nominal size. Dimensional data on Page 2.	Housing HC = 20Ga. CRS Painted	Overlapping Frame OC = 18Ga. CRS Painted	Lumen Output* L2 = Low L4 = Standard L6 = Medium L8 = High *Subject to change. Performance Data on page 3.
			UN		QS
Color Temp. 35 = 3500K 40 = 4000K	Circuits 1C = 1 Circuit 2C = 2 Circuits* *Allows for Inboard/ Outboard control.	Lens A = .125 Prismatic Acrylic B = .125 Prismatic Poly. C = .156 Prismatic Poly. E = .125 White Frost Poly. G = .140 Prismatic DR Acrylic	Voltage UN = Universal (120V-277V)	Options EL1 = Emerg. Batt. LED Low (10W)* EL2 = Emerg. Batt. LED High (20W)* SD2 = Step Dim. Module (50-100%) SD3 = Step Dim. Module (30-70-100%) WP = 6ft. Flex Whip. Supply wires included only unless otherwise specified *If stored, batteries should be fully recharged every six months and kept between 0°C-25°C to maintain optimal battery capacity.	QS = Quick Ship

SPECIFICATIONS

HOUSING: 20-Gauge formed cold rolled steel housing with continuous seam welds.

FRAME: 18-Gauge overlapping doorframe in cold rolled steel. Frame held to housing via aircraft cable.

LENS: Acrylic or polycarbonate lens options – smooth side out.

LED: Available in two color temperatures 3500K and 4000K with maximum 3-step MacAdam variation allowance. Minimum 80 CRI standard. Other options available in standard offering. Minimum 50,000 hours with 70% lumen maintenance in an ambient environment 25°C temperature, compliant with IES LM-80 testing data.

ELECTRICAL: 120-277VAC 50/60Hz, constant current driver (<20% THD, >0.9 PF). Standard 0-10V Dimming with 1-100% range.

FASTENERS: Stainless steel Phillips flat head screws with captive cage nuts. Finish to match doorframe.

FINISH: White antimicrobial powder coat finish following multi-stage iron phosphate pretreatment. Stainless steel brushed fixtures are brushed on all exposed room-side surfaces.

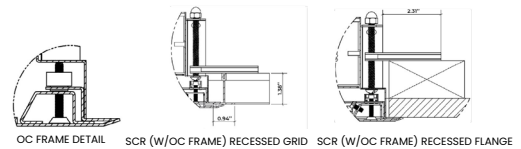
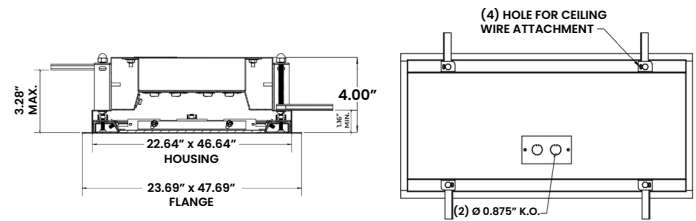
GASKET: Closed cell EPDM and closed cell silicone gaskets prevent air contaminations from entering the fixture. Gasketing seals lens to doorframe and doorframe to housing.

INSTALLATION: Universal recessed mounting accommodates Grid and Flange installations. Luminaires will be supplied with adjustable swing arms that can be used for Flange applications or secured to the side of housing for Grid applications. Compatible with 1-1/2" and 15/16" Grid systems. Mounting for custom ceilings available, consult factory.

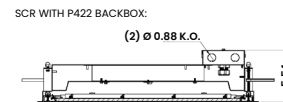
WARRANTY: 5 Year Warranty.

LABEL: Fixture is certified to UL standards for Wet Location. Meets standards for ISO3/Class 1 Cleanrooms. IP65 rating per IEC60598, and NSF2 Splash/Non-Food Zone listed. This product is Made in America and complies with the Buy American Act (BAA).

SCR24 is 48lb.



GRID COMPATIBILITY:
SCR24: Spaced at 24" x 48" Centers



DIMENSIONAL DATA

Fixture weight varies and is dependent upon chosen specifications. Consult factory for additional information. Average weight of the



New Star Lighting

2225 W Pershing Rd, Chicago, IL 60609
(773) 847-1400
www.newstarlighting.com

Specifications and dimensions are subject to change without notice. For additional options and dimensional details, please consult your New Star Lighting representative.

© 2024, New Star Lighting. All rights reserved. Unauthorized duplication or distribution is prohibited.

PERFORMANCE DATA

*Data is with 80 CRI chip. LEDs are frequently updated therefore values may change without notice.

MODEL	OUTPUT	COLOR TEMP.	LUMENS DELIVERED	EFFICACY (lm/w)	INPUT POWER (W)
SCR24	L2 = Low	3500K	6000	120	50
		4000K	6250	125	50
		5000K	6500	130	50
	L4 = Standard	3500K	12000	120	100
		4000K	12500	125	100
		5000K	13000	130	100
	L6 = Medium	3500K	17250	115	150
		4000K	18000	120	150
		5000K	18750	125	150
	L8 = High	3500K	23000	115	200
		4000K	24000	120	200
		5000K	25000	125	200