

PROJECT: _____

TYPE: _____

PRODUCT: _____

APPROVED BY: _____

PRODUCT FEATURES

The PositiveCare SKYLite Series provides a calming skylight appearance with the look of a luminous ceiling. Images are backlit by the luminaire recessed above within a standard grid. New Star offers a variety of high quality image overlays with the option of custom images that can be configured as a standalone image or into a mural

- Intended for MRI and Hybrid Surgical Suite applications
- Available in 1x1, 1x4, 2x2, 2x4, and 4x4 dimensions
- Non-ferrous construction and remote power supplies provide safe operating conditions for MRI machines, medical imaging equipment, and other magnetically sensitive apparatus
- Extensive library of graphics, including photography, designer geometric, biophilic, and pediatric images
- Certified to UL standards by Intertek Testing Labratory and NSF standards. Compliant with MIL-STD 461G for radiated and conducted emissions
- This product was Made in America and complies with the Buy American Act requirements



PCSKLMRI Series

ORDERING INFORMATION

Example: PCSKLMRI-GAD-22-1-80C-27-UN-1C-DMI



| PCSKLMRI | | | | | 80C |
|--|---|---|---|--|---------------------|
| Series | Mounting GAD = Grid with Aluminum Straight Edge Recessed Frame | Size* 11 = 1x1 14 = 1x4 22 = 2x2 24 = 2x4 44 = 4x4 *Nominal size. Dimensional data on Page 2. | Ceiling Configuration X Y Z X = Number of SKYLite fixtures per Mural Y = Horizontal length of Mural (Feet) Z = Vertical length of Mural (Feet) * Configuration Example on Page 3. Custom configurations and shapes available, consult factory. Images may need to be edited based on layout. | Image Blank = .125" Frosted Polycarbonate Please CLICK HERE to go to image selection guide(insert code in place) +PCC(#) = custom image* *Provide your own image (must be 150dpi at 100% image size). | CRI 80C = 80 CRI |
| | 1C | | | | |
| Color Temp. 30 =3000K 35 = 3500K 40 = 4000K 50 = 5000K TW1 = Tunable White 2700K to 5000K* TW2 = Tunable White 2700K to 6500K* *Specify TW Driver under Options | Circuits 1C = 1 Circuit | Voltage 12 = 120V 27 = 270V 34 = 347V UN = Universal (120V-277V) | Driver Type DMI = 0-10V dimming with 1-100% range Driver Tunable White Driver: DALI8 = 1-Channel Dali8* TWO = 2-Channel 0-10V* *Tunable White Driver requires choice of TW1 or TW2 in Lamp Color column. See Page 2 to specify system. | Other (Optional) FW = Flex whip (6' std)* CP = Chicago Plenum E-# = Emergency Section** GTD-# = Generator Transfer Device** ELI = Emergency Battery *Other lengths available; please consult factory. **Specify quantity. | |

Remote Power Supply needs to be ordered as a separate line item. Please see page 3 for nomenclature.

SPECIFICATIONS

CONSTRUCTION: Die formed 20Ga. cold rolled sheet steel post painted with a polyester powder cost finish.

IMAGES: Variety of high-resolution images designed to scale into large murals without pixelation. Images are printed on UV-stabilized polycarbonate lens material, unless otherwise specified.

RECESSED FRAME: Straight-edge recessed frame illuminates the image by raising the SKYLite 3" above standard grid ceiling (15/16"). Frame is available in cold rolled steel, painted in a white powder coat finish unless otherwise specified.

FRAME: Fixture frame white extruded aluminum.

LENS: .125" with PositiveCare™ graphic image overlay.

LED: Available in four white color temperatures 3000K, 3500K, 4000K, and 5000K (recommended). Other color temperatures available, consult factory. Minimum 50,000 hours with 70% lumen maintenance in a 25°C ambient temperature, compliant with IES LM-80 testing standards.

ELECTRICAL: Standard 120-277VAC, 50/60Hz electrical input with constant current drivers (<210% THD, >0.90 PF).

PCSKL22: Input Power 40W

PCSKL24: Input Power 80W

PCSKL44: Input Power 120W

TUNABLE DRIVER OPTIONS:

DALI8 - DALI Type 8 (One DALI Address)

TWO - Two channel 0-10V dimming: one channel for brightness, one channel for CCT

INSTALLATION: Grid installation. Mounting for custom ceilings available, consult factory.

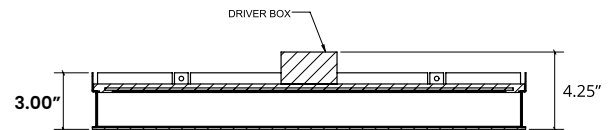
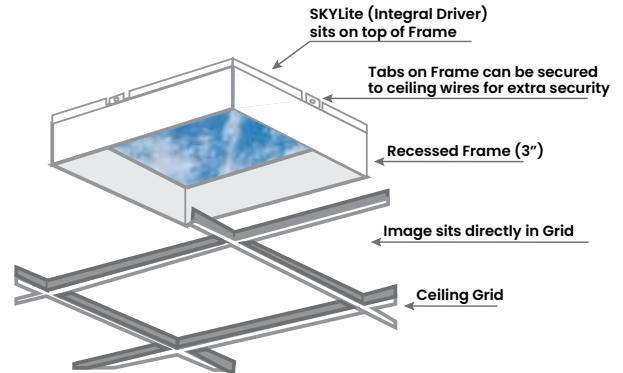
WARRANTY: 5 Year Warranty.

LABEL: Fixture is certified to UL standards by Intertek Testing Laboratory for Damp Locations. This product was Made in America and complies with the Buy American Act requirements.

DIMENSIONAL DATA

Dimensions based on standard (15/16") Grid.

Must have 4.5" ceiling clearance.



| SERIES | FRAME SIZE | STARTILE SIZE (WITHOUT DRIVER BOX) | TOTAL HEIGHT |
|------------|---------------------------|---------------------------------------|-----------------|
| PCSKLMRI11 | 11.79" x 11.79" x 3.00" | 11.81" x 11.81" x .056" | 4.25" |
| PCSKLMRI14 | 11.79" x 47.79" x 3.00" | 11.81" x 47.75" x .056" | 4.25" |
| PCSKLMRI22 | 23.850" x 23.850" x 3.00" | 23.62" x 23.62" x 0.56" | 4.25" |
| PCSKLMRI24 | 23.82" x 47.82" x 3.00" | 23.62" x 47.64" x 0.56" | 4.25" |
| PCSKLMRI44 | 47.85 x 47.85 x 3.00 | 47.64" x 47.64" x 0.56" | 4.25" |



New Star Lighting

2225 W Pershing Rd, Chicago, IL 60609
(773) 847-1400
www.newstarlighting.com

Specifications and dimensions are subject to change without notice. For additional options and dimensional details, please consult your New Star Lighting representative.

© 2025, New Star Lighting. All rights reserved. Unauthorized duplication or distribution is prohibited.

REMOTE POWER SUPPLY ORDERING INFORMATION

POWER SUPPLY: LED driver included - must be remote mount. Must order Power Supply separately.

MRI room EMI filter required, supplied by others.

Input Power 120V-277V14:

PCSKLMRI14: Input Power 40W

PCSKLMRI22: Input Power 40W

PCSKLMRI24: Input Power 80W

PCSKLMRI44: Input Power XXX? Need information from engineering

PostiveCare MRI fixtures supplied with remote LED Driver (must be remote mount outside of Imaging Room). One Driver inside one Box to power one fixture (maximum). Consult factory for additional options. MRI room EMI filter required (supplied by others). Note, each Power Supply requires individual Filter. Consult factory for additional Power Supply configurations.

| PCSKLMRI | | PS-1/1-P | |
|----------|--|----------|---|
| Series | SIZE 11 = 1' x 1' 14 = 1' x 4' 22 = 2' x 2' 24 = 2' x 4' 44 = 4' x 4' | | Options DM = 0-10V dimming with 1-100% range |

CONFIGURATION EXAMPLE

Order quantity based on number of murals, not SKYLite fixtures.

Example: Qty 1: PCSKLMRI24-M484-RT-UN-57 = 1 Mural consisting of 4 (2x4) SKYLite fixtures. Two SKYLite fixtures across (8') and two SKYLite fixtures down (4').


| CONFIGURATION EXAMPLE #1 |
|--------------------------|
| 4 8 4 |

X Y Z

X = Number of SKYLite fixtures per Mural = 4 (2x4 SKYLite fixtures)

Y = Horizontal length of Mural (Feet) = 8ft

Z = Vertical length of Mural (Feet) = 4ft



| CONFIGURATION EXAMPLE #2 |
|--------------------------|
| 4 4 8 |

X Y Z

XX = Number of SKYLite fixtures per Mural = 4 (2x4 SKYLite fixtures)

Y = Horizontal length of Mural (Feet) = 4ft

Z = Vertical length of Mural (Feet) = 8ft

