

PROJECT: _____


TYPE: _____

PRODUCT: _____

APPROVED BY: _____

PRODUCT FEATURES

- Intended for Exam Rooms, Medical Office Buildings, Lobbies, Pediatric Offices, Chapels and more
- Extensive library of images to choose from
- Offered in a 2x2 and 4x4 Overlapping lens for Grid Ceilings (9/16" and 15/16"). Drywall Flange Kit also available
- Consistent image without doorframes, designed to be installed side-by-side
- Fully conceals T-bars, providing look of luminous ceiling with uniformly illuminated lens
- Certified to UL standards by Intertek Testing Laboratory. NSF2/Non-Food Zone Listed. MRI Version available.
- This product is Made in America and complies with Buy American Act (BAA) requirements



PCOG

ORDERING INFORMATION

Example: PCOG-22-448--PCC(11016)-27-90C-1-12-DM1-TB9



PCOG					
Series	Nominal Size 22 = 2' x 2' 24 = 2' x 4' 44 = 4' x 4'	Ceiling Configuration X Y Z X = Number of Overlapping Grid fixtures per Mural Y = Horizontal length of Mural (Feet) Z = Vertical length of Mural (Feet) *Configuration Example on Page 2. Custom configurations and shapes available, consult factory. Images may need to be edited based on layout.	Image (blank) Frosted Polycarbonate Please CLICK HERE to go to image selection guide (insert code in place) +PCC(#) = custom image* *Provide your own image (must be 150dpi at 100% image size).	Color Temp. 27 = 2700K 30 = 3000K 35 = 3500K 40 = 4000K TW2750 = 2700K-5000K Tunable White TW2765 = 2700K-6500K Tunable White	CRI 80C = 80 CRI 90C = 90 CRI

Circuits 1 = 1 Circuit +E(#) = emergency section* +GTD(#) = generator transfer device* *Specify quantity.	Voltage 12 = 120V 27 = 277V 34 = 347V UN = Universal (120-277V)	Driver Type DMI = 0-10V Dimming to 1% Tunable White Driver*: TWD = 2-Channel 0-10V DALI8 = 1-Channel Dali8 *Tunable White Driver requires choice of TW1 or TW2 in Color Temp column	Mounting/Suspension TB9 = T-bar 9/16" TB15 = T-bar 15/16" STB = Screw slot t-bar TG9 = Tegular 9/16" DFK = Drywall with flange kit	Battery (Optional) B(#) = Battery pack	Other (Optional) FW = Flex whip (6' std)* CP = Chicago Plenum *Other lengths available; please consult factory.
---	---	--	---	---	--

SPECIFICATIONS

CONSTRUCTION: Die formed 20Ga. cold rolled sheet steel.

LENS: Polycarbonate lens with [PositiveCare image](#).

LED: LED modules are available in 2700-4000K with maximum 3-step MacAdam variation allowance. Minimum 50,000h with 85% of lumen maintenance in 25°C ambient temperature environment, in compliance with IES LM-80 testing measurements.

ELECTRICAL: 120-277VAC or 347VAC 50/60HZ electrical input high power factor electronic, constant current driver (<20% THD, >0.90 PF). Standard 0-10V dimming with 1-100% range.

OPTIONAL TUNABLE WHITE DRIVERS:

DALI8 - DALI Type 8 (One DALI Address)

TWO - Two Channel 0-10V dimming; one channel for brightness, one channel for CCT


FINISH: White antimicrobial polyester powder coat following multi-stage iron phosphate pretreatment on all exposed room-side surfaces.

LABEL: Fixture is certified to UL standards by Intertek Testing Laboratory and NSF2 Splash Zone/Non-Food Zone standards.

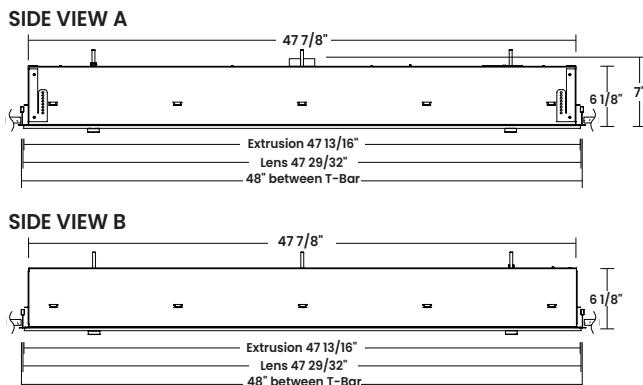
WARRANTY: Five (5) year warranty period.

FIXTURE DIMENSIONS

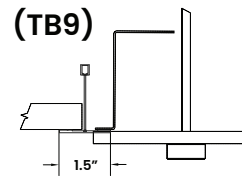
2x2 DIMENSIONS



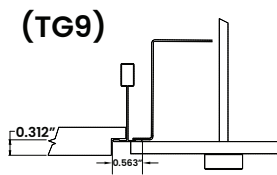
4x4 DIMENSIONS



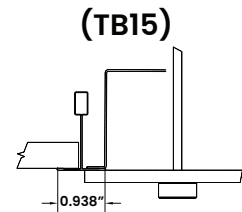
T-BAR STYLE MOUNTING



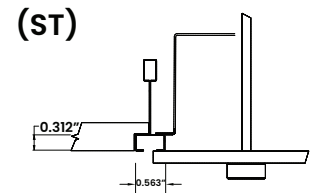
9/16" T-BAR



9/16" TEGULAR

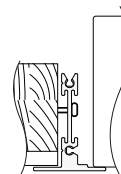


15/16" T-BAR

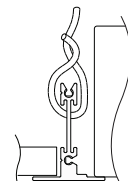


SCREW SLOT

DRYWALL WITH FLANGE KIT

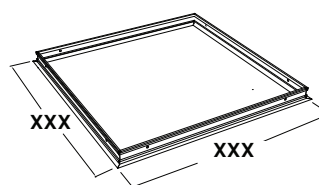


WITH WOOD FRAME

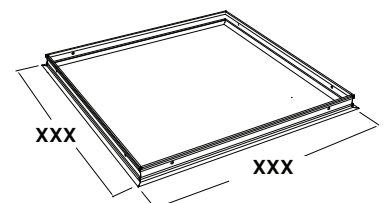


WITHOUT WOOD FRAME

2x2 DIMENSIONS



4x4 DIMENSIONS



New Star Lighting

2225 W Pershing Rd, Chicago, IL 60609
(773) 847-1400
www.newstarlighting.com

Specifications and dimensions are subject to change without notice. For additional options and dimensional details, please consult your New Star Lighting representative.

© 2025, New Star Lighting. All rights reserved. Unauthorized duplication or distribution is prohibited.

CONFIGURATION EXAMPLE


Order quantity based on number of murals, not Overlapping Grid fixtures.

Example: Qty 1: PCOG24-M484-RT-UN-57 = 1 Mural consisting of 4 (2x4) Overlapping Grid fixtures. Two Overlapping Grid fixtures across (8') and two Overlapping Grid fixtures down (4').

CONFIGURATION EXAMPLE #1
4 8 4

X Y Z

X = Number of Overlapping Grid fixtures per Mural = 4 (2x4 Overlapping Grid)
Y = Horizontal length of Mural (Feet) = 8ft
Z = Vertical length of Mural (Feet) = 4ft



CONFIGURATION EXAMPLE #2
4 4 8

X Y Z

X = Number of Overlapping Grid fixtures per Mural = 4 (2x4 Overlapping Grid)
Y = Horizontal length of Mural (Feet) = 4ft
Z = Vertical length of Mural (Feet) = 8ft

