

STARMED™ HEADWALL SERIES



PROJECT: \_\_\_\_\_

TYPE: \_\_\_\_\_

PRODUCT: \_\_\_\_\_

APPROVED BY: \_\_\_\_\_



MHS Series

PRODUCT FEATURES

- Intended for Healthcare Settings, Alternative Care Facilities, Patient Rooms, Skilled Nursing, Hospitals, and more
- Multi-Function headwall patient room fixture provides up/down lighting for ambient, exam and reading functions
- Available in 2ft or 4ft lengths
- Aluminum construction. Antimicrobial finish standard
- Fixture is certified to UL standards by Intertek Testing Laboratory for damp locations
- This product was Made in America and complies with the Buy American Act (BAA), and the Build America Buy America Act (BABAA)

ORDERING INFORMATION

Example: MHS2-HA-WE-LB35-2C-A-90C-UN-DM1



MHS		HA	WE			
Series	Size* 2 = 2ft 4 = 4ft  *Nominal Size. Dimensional Data on Page 2.	Housing HA = 16Ga. Alum. Painted	Endcaps WE = Welded Flat Endcaps	Lumen Output* LA = 1 Up/1 Down LB = 1 Up/2 Down LC = 2 Up/2 Down LD = 2 Up/1 Down LF = 3 Up/3 Down** LG = 1 Up/3 Down** LH = 3 Up/2 Down**  *Subject to change. Performance data on Page 3. **N/A with MHS2.	Color Temp. 35 = 3500K 40 = 4000K 50 = 5000K TW1 = Tunable White 2700K to 5000K TW2 = Tunable White 2700K to 6500K  *Selected CCT will be the same for both ambient and exam functions. **Available for ambient function	Circuits 1C = 1 Circuit 2C = 2 Circuits*  *Recommended. Select 2C for Up/Down compartments to be independently circuit-ed/controlled. Not available with LV2 and LV3.
		90C				
Lens A = .125 Prismatic Acrylic LC3 = .125 White Frosted Poly.		CRI 90C = 90 CRI	Voltage 12 = 120V 27 = 277V 34 = 347V UN = Universal (120V-277V)	Driver Type DM1 = 0-10V Dimming to 1%  Tunable White Driver*: TWD = 2-Channel 0-10V DALI8 DALI8 = 1-Channel Dali8  *Tunable White Driver requires choice of TW1 or TW2 in Color Temp column.	Control LV3 = Dimming Low Voltage Controller*  *Up compartment and down compartment will be on same LVC but controlled separately unless otherwise specified. LV2 is non-dimming with on/off function only. Must specify voltage. LV3 has dimming capabilities for both compartments. N/A with emergency battery. Controls/accessories by others.	Options FZ1 = Fuse (120V) FZ2 = Fuse (277V) EL1 = Emerg. Bat. LED Low (10W)* EL2 = Emerg. Bat. LED High (20W)* RF = (RIF) Radio Interference Filter TH = Tamper-resistant Torx® head fasteners PW = Pull Chain Switch 4-position (120V)** SPB = 6ft SaniPull Vinyl Ribbon for Pull Switch (Blue) SPR = 6ft SaniPull Vinyl Ribbon for Pull Switch (Red) LN = LED Night Light+ RS = Rocker Switch  *Illuminates "Down" compartment with integral test switch. If stored, batteries should be fully recharged every six months and kept between 0°C-25°C to maintain optimal battery capacity. **Pull Chain is 1 circuit only. N/A with LV2/LV3. +3500K non-dimming Night Light with integrated switch allows light levels at 100%, 70%,40% and 10%. Located in "Down" compartment.



New Star Lighting  
2225 W Pershing Rd, Chicago, IL 60609  
(773) 847-1400  
www.newstarlighting.com

Specifications and dimensions are subject to change without notice. For additional options and dimensional details, please consult your New Star Lighting representative.

## SPECIFICATIONS

**HOUSING:** 16-Gauge formed aluminum housing seamed welded and ground smooth.

**LENS:** .125" Prismatic acrylic or white frosted polycarbonate for maximum diffusion.

**LED:** Available in three color temperatures 3500K, 4000K and 5000K with maximum 3-step MacAdam variation allowance. Tunable White also available, from 2700K - 5000K or 2700K- 6500K. Minimum 50,000 hours with 70% lumen maintenance in a 25°C ambient temperature environment, compliant with IES LM-80 testing standards.

**ELECTRICAL:** 120-277VAC or 347VAC 50/60HZ electrical input high power factor electronic, constant current driver (<20% THD, >0.90 PF). Each function is independently circuited for individual control. Standard 0-10V dimming with 1-100% range for ambient and reading functions. Step-Dimming options available.

### OPTIONAL TUNABLE WHITE DRIVERS:

**DALI8-** DALI Type 8 (One DALI Address)

**TWO-** Two Channel 0-10V dimming; one channel for brightness, one channel for CCT

**LOW VOLTAGE CONTROL:** The Low Voltage Control (LVC3) option controls ambient function with dimming, and reading is non-dimming (on/off). The Exam and Night Light functions are on separate line voltage circuits. The Exam and Night Light functions are on separate line voltage circuits; the nightlight LED board has (4) settings that are field selectable. The exam is typically wired to a wall switch (by others) and is dimmable. Other configurations are available – consult factory. Leads are factory labeled for field installation. Controls and any additional accessories by others.

**FASTENERS:** Stainless steel Philips flat head fasteners with captive cage nuts. Finish to match housing.

**FINISH:** White antimicrobial polyester powder coat finish following multi-stage iron phosphate pretreatment.

**GASKET:** Closed cell neoprene to prevent air contaminants from getting into the fixture.

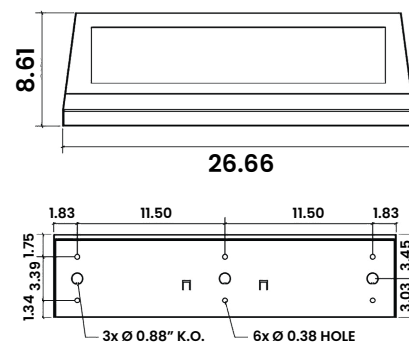
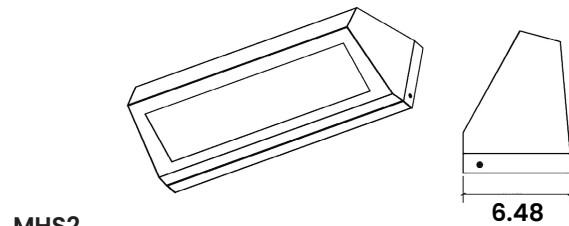
**INSTALLATION:** Surface wall mount installation. Hardware by others.

**WARRANTY:** 5 Year Warranty.

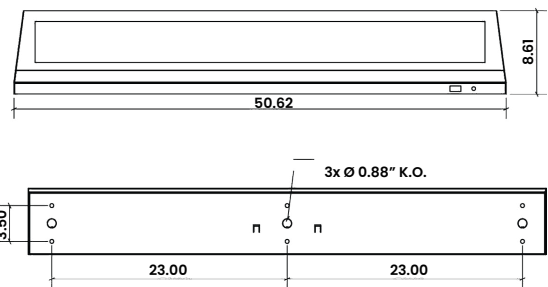
**LABEL:** Fixture is certified to UL standards by Intertek Testing Laboratories for Damp Location. This product was Made in America and complies with the Buy American Act (BAA), and the Build America, Buy America Act (BABAA).

## DIMENSIONAL DATA

Fixture weight varies and is dependent upon chosen specifications. Consult factory for additional information. Average weight of the MHS2 is 15lb. Average weight of the MHS4 is 20lb.



### MHS4



**New Star Lighting**

2225 W Pershing Rd, Chicago, IL 60609  
(773) 847-1400  
www.newstarlighting.com

Specifications and dimensions are subject to change without notice. For additional options and dimensional details, please consult your New Star Lighting representative.

© 2025, New Star Lighting. All rights reserved. Unauthorized duplication or distribution is prohibited.

## PERFORMANCE DATA\*

\*Delivered lumens are subject to change.

MODEL	OUTPUT	COLOR TEMP.	LUMENS DELIVERED	EFFICACY (lm/w)	INPUT POWER (W)
MHS2	LA = 1 Up/1Down	4000K	2750	110	25
	LB = 1 Up/2 Down	4000K	4125	110	37.5
	LC = 2 Up/2 Down	4000K	5500	110	50
MHS4	LD = 2 Up/ 1 Down	4000K	4125	110	37.5
	LA = 1 Up/1Down	4000K	5500	110	50
	LB = 1 Up/2 Down	4000K	8250	110	75
	LC = 2 Up/2 Down	4000K	11000	110	100
	LD = 2 Up/ 1 Down	4000K	8250	110	75
	LG = 1 Up/3 Down	4000K	11000	110	100



**New Star Lighting**

2225 W Pershing Rd, Chicago, IL 60609  
(773) 847-1400  
www.newstarlighting.com

Specifications and dimensions are subject to change without notice. For additional options and dimensional details, please consult your New Star Lighting representative.

© 2025, New Star Lighting. All rights reserved. Unauthorized duplication or distribution is prohibited.