

TRIANGULAR LAMPA SERIES

PROJECT: _____
 TYPE: _____
 PRODUCT: _____
 APPROVED BY: _____

PRODUCT FEATURES

- Intended for Public Areas, MRI Rooms, Corridors, Stairways, Underpasses, Parking Garages, Restrooms, Lobbies, Schools, and more
- Surface Wall Mount Installation
- This product is Made in America and complies with the Buy American Act, and the Build America, Buy America Act



LAM Series

ORDERING INFORMATION

Example: LAM1-AL-L240-1C-LC3-UN-BK



LAM					1C
Series	Size* 1 = 1ft (14.88") 2 = 2ft (26.98") 4 = 4ft. (50.10") *Dimensional data on page 2.	Housing AL = 16Ga. Aluminum Painted SS = Stainless Steel Brushed SSP = Stainless Steel Painted CR = Cold Rolled Steel Painted* *Not recommended for outdoor applications.	Lumen Output* LAM1: L2 = Standard L3 = Medium** LAM2-4: L1 = Standard** L2 = Medium L3 = High** *Performance Data on page 3. **Cannot use with OC.	Color Temp. 30 = 3000K 35 = 3500K 40 = 4000K 50 = 5000K	Circuit 1C = 1 Circuit
LC3					
Lens LC3 = .125 White Frosted Poly.	Voltage 12 = 120V 27 = 277V 34 = 347V UN = Universal (120V-277V)	Finish* Blank = SS Brushed is specified BK = Black WH = Matte White BZ = Bronze CC = Custom Color** *Outdoor rated finish standard unless otherwise specified. Leave blank for SS Brushed. Must specify if antimic. finish is required. **Subject to additional fees. Must specify RAL number at time of PO.	Options DM = 0-10V dimming with 10-100% range FZ1 = Fuse (120V) FZ2 = Fuse (277V) PC = Photocell (must use with Surface Adapter)* SA = Surface Adapter (not ADA compliant) OC = Occupancy Sensor** EM1 = Emerg. Bat. (must use with Surface Adapter)** AH = Allen Head screws with center pin reject CU = Custom band option, consult factory CF = Custom Frame *Must specify voltage. **Cannot use EM1 & OC together for LAM1. Remote battery for LAM1. Consult factory for the CA Title 24 options. If stored, batteries should be fully recharged every six months and kept between 0°C-25°C to maintain optimal battery capacity.		

TRIANGULAR LAMPA SERIES

SPECIFICATIONS

FRAME: Die-formed, seam welded and ground smooth frame available in aluminum, stainless steel, and cold rolled steel. Custom band options available, consult factory.

LENS: .125 White UV-stabilized polycarbonate lens for maximum diffusion.

LED: Available in three color temperatures 3000K, 3500K, 4000K, and 5000K with maximum 3-step MacAdam variation allowance. Other color temperatures available, consult factory.

ELECTRICAL: 0-10V Dimming available with 10-100% range.

REFLECTOR: Die-formed aluminum. Removable for easy installation and maintenance.

FASTENERS: Tamper-resistant Torx® head fasteners with center pin reject.

FINISH: Black, white or bronze textured powder coat paint or optional custom color following multistage iron phosphate pretreatment.

GASKET: Black neoprene gasket around interior door frame to prevent water and dust infiltration.

WARRANTY: New Star Promise.

LABEL: Fixture is certified to UL standards by Intertek Testing Laboratories for Wet Locations. ADA Compliant.

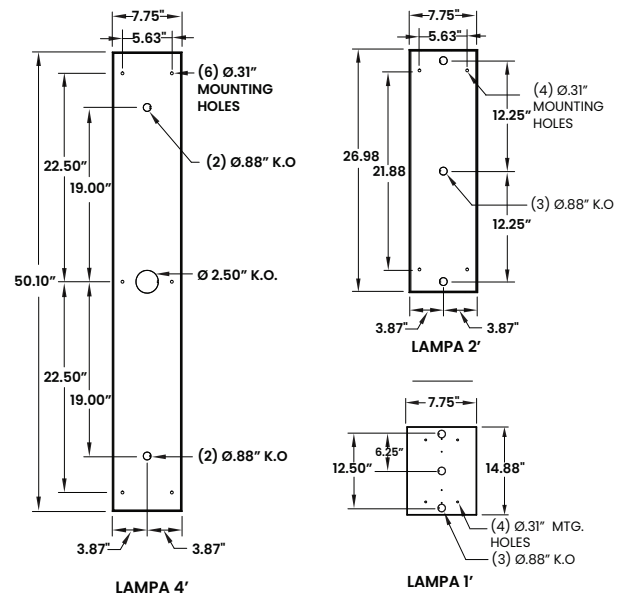
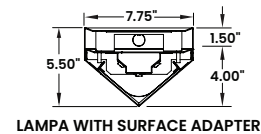
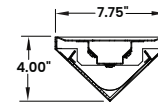


The Triangular Lampa Series is covered by our New Star Promise.

Our promise means we will repair or replace any of our High Abuse or Vandal-Resistant architectural luminaires when installed according to our instructions for the life of the original installation if the fixture should fail due to physical abuse*.

*Damage caused by gunfire and chemical reactions is not covered by the New Star Promise.

DIMENSIONAL DATA



PERFORMANCE DATA

MODEL	OUTPUT	COLOR TEMP.	LUMENS DELIVERED	EFFICACY (lm/W)	INPUT POWER (W)
LAM1	L2 = Standard	4000K	650	58	12.5
	L3 = Medium	4000K	975	58	18.75
LAM2	L1 = Standard	4000K	650	58	12.5
	L2 = Medium	4000K	1300	58	25
	L3 = High	4000K	1950	58	37.5
LAM4	L1 = Low	4000K	1300	58	25
	L2 = Medium	4000K	2600	58	50
	L3 = High	4000K	3900	58	75