

PROJECT: _____
 TYPE: _____
 PRODUCT: _____
 APPROVED BY: _____

PRODUCT FEATURES

- Intended for Public Areas, Corridors, Stairways, Underpasses, Parking Garages, Restrooms, Lobbies, Schools, and more
- Up to 1125 lumens per foot with custom tuning of outputs in provided in Symmetric and Asymmetric Wall wash distributions
- Available in 2'-8' lengths in 1' increments with optional end mount thru wiring for flush, end-to-end mounting
- Extruded Aluminum housing and one piece, beveled fit aluminum door features continuous lens retention, integrated close cell gasketing and secured via tamper resistant Torx head fasteners
- Certified to UL standards by Intertek Testing Laboratory. IP65 rated per IEC60598. NSF2/Non-Food Zone Listed, IK10 Listed per IEC60068-2-75. IC-Rated housing.
- This product is Made in America and complies with the Buy American Act (BAA), and the Build America, Buy America Act (BABAA)



HAL Series

ORDERING INFORMATION

Example: HAL48-FL-500-35-90C-WH-D-SYM-UN-DM1



HAL						
Series	Nominal Length*	Ceiling Configuration	Lumen Output	Color Temp.	CRI	Finish
	24 = 2' 36 = 3' 48 = 4' 72 = 6' 96 = 8'	TB9 = 9/16" Lay-In Grid TB15 = 15/16" Lay-in Grid TG9 = 9/16" Tegular Grid TG15 = 15/16" Tegular Grid FL = Flange* NFL = No Flange ST = Screw Slot TM = Trimless Mud-In for 5/8" Drywall*	500 = 500LM/FT-Min 750 = 750LM/FT 1125 = 1125LM/FT-Max CL = Custom Lumens*	30 = 3000K 35 = 3500K 40 = 4000K	80C = 80 CRI 90C = 90 CRI	WH = White C = Custom Color* *RAL number required.
	*Available in 1' increments. Consult factory for other lengths.		*Outputs between Min. and Max. available. Must be specified at time of quote. Must not exceed fixture maximum output.			
*Suitable for use with WM option, refer to page 2.						

D					
Outer Lens	Inner Lens (Diffuse Optical Film)	Voltage	Driver Type	Options	
D = .250 Clear Poly.*	SYM = Symmetric ASY = Asymmetric Wall Wash	12 = 120V 27 = 270V 34 = 347V* UN = Universal (120V-277V)	DM1 = 0-10V Dimming with 1-100% range DMT = 0-10V & TRIAC/ELV* *Must specify with 120V.	FZ1 = Fuse (120V) FZ2 = Fuse (277V) CP = Chicago Plenum Rated B(#) = 10 watt Battery Pack with test switch* GTD(1) = Generator transfer device* WM = Wall Mount** EF-M = Middle Feed Fixture*** EF-L = End Feed Left Fixture**** EF-R = End Feed Right Fixture*****	
*Asymmetric distribution supplied with .187 clear polycarbonate lens.		*347V only available with DMI Drivers.	Tunable White Driver* DALI8 = 2-Channel DALI Type 8 with 1-100% TW0 = 2-Channel 0-10V *Tunable White Driver requires choice of TW1 or TW2 in Color Temp column.	*Available for fixture lengths of 4' or greater. **Only available with FL or TM configuration options, refer to drawing on Page 2. ***Flange is removed from both ends of fixture, refer to drawing on Page 2. ****If ASY is specified, inner flange is removed with main beam directed right, refer to drawing on Page 2. *****If ASY is specified, inner flange is removed with main beam directed left, refer to drawing on Page 2.	

Specifications and dimensions are subject to change without notice. For additional options and dimensional details, please consult your New Star Lighting representative.

SPECIFICATIONS

HOUSING: Extruded aluminum construction with sheet metal endcaps. Closed cell neoprene pad in doorframe.

LENS: Clear polycarbonate outer lens with inner optical diffusion lens, providing either asymmetric or symmetric distribution.

DOORFRAME: Die-formed aluminum doorframe, with antimicrobial white powder-coat finish, secured with tamper-resistant Torx® fasteners. Safety aircraft cable also secures doorframe to housing for easy maintenance.

LED: Available in three color temperatures 3000K, 3500K, and 4000K with maximum 3-step MacAdam variation allowance. Minimum 50,000 hours with 85% lumen maintenance in a 25°C ambient temperature environment, compliant with IES LM-80 testing standards.

ELECTRICAL: Standard 120-277VAC 50/60Hz or 347VAC 60Hz electrical input with serviceable constant-current drivers (<10%THD, >0.90 PF). 0-10V Dimming with 1-100% range.

FINISH: White finish following multi-stage iron phosphate pre-treatment on all exposed room-side surfaces. Custom finishes also available.

INSTALLATION: Recessed Grid, Screw Slot Grid, Drywall Flange, Drywall Flangeless and Mud-In Flange options.

WARRANTY: Five (5) year warranty.

LISTINGS: Fixture is certified to UL standards by Intertek Testing Laboratory. IP65 Rating per IEC6598. Certified for NSF2 Splash Zone/ Non-Food Zones. IC Rated. Standard CCEA compliance. This product is Made in America and complies with the Buy American Act (BAA).



The High Abuse Linear Series is covered by our New Star Promise.

Our promise means we will repair or replace any of our High Abuse or Vandal-Resistant architectural luminaires when installed according to our instructions for the life of the original installation if the fixture should fail due to physical abuse*.

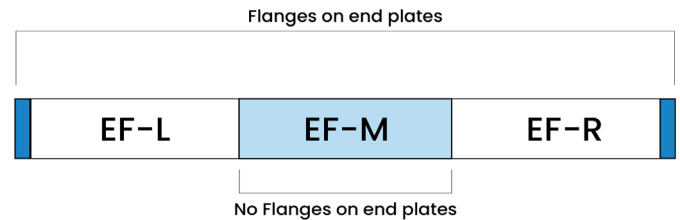
*Damage caused by gunfire and chemical reactions is not covered by the New Star Promise.

DIMENSIONAL DATA

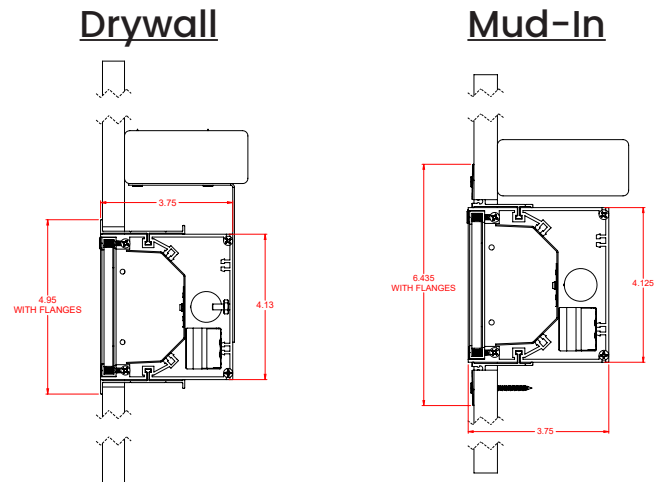
		Fixture Length				
		2'	3'	4'	6'	8'
		(24")	(36")	(48")	(72")	(96")
Mounting	ST	23.875	35.875	47.875	71.875	95.875
	TB9	23.87725	35.87725	47.87725	71.87725	95.87725
	TB15	23.87725	35.87725	47.87725	71.87725	95.87725
	TG9	23.875	35.875	47.875	71.875	95.875
	TG15	23.5	35.5	47.5	71.5	95.5
	FL/NFL/TM	23.87725	35.87725	47.87725	71.87725	95.87725

*Additional dimensional information on page 3

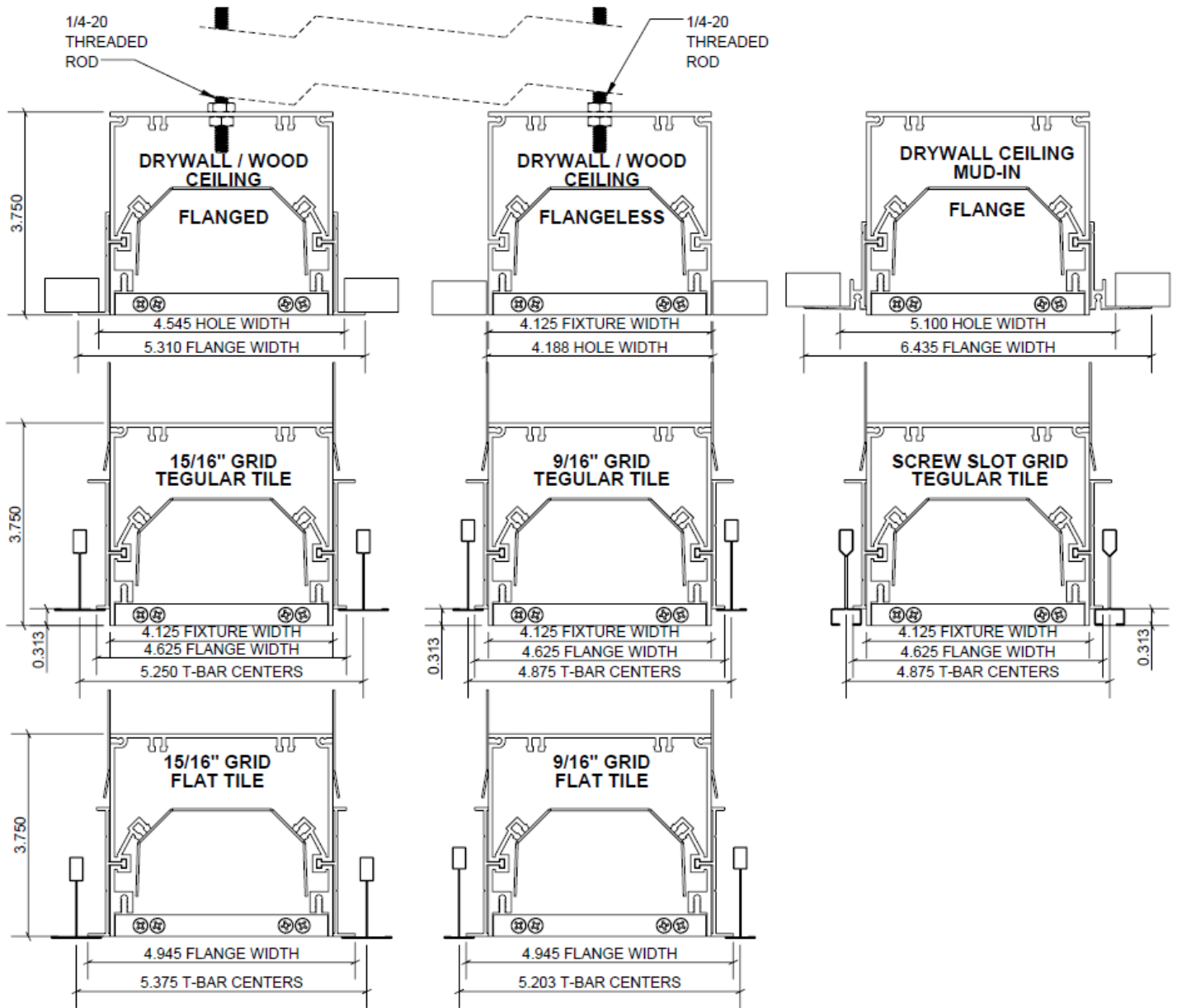
END FEED CONFIGURATION



WALL MOUNT INSTALLATION



DIMENSIONAL DATA (CONT.)



New Star Lighting

2225 W Pershing Rd, Chicago, IL 60609
 (773) 847-1400
 www.newstarlighting.com

Specifications and dimensions are subject to change without notice. For additional options and dimensional details, please consult your New Star Lighting representative.

© 2025, New Star Lighting. All rights reserved. Unauthorized duplication or distribution is prohibited.

PERFORMANCE DATA*

*Data is based on testing at 4000K.

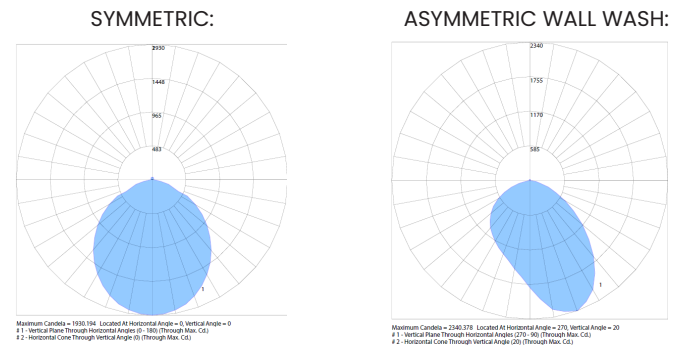
MODEL	DISTRIBUTION	LUMENS PER FOOT	EFFICACY (lm/w)	INPUT POWER (w)
STL24	SYMMETRIC	500	90	11
		750	90	16
		1125	90	25
	ASYMMETRIC	500	88	11
		750	88	17
		1125	88	25
STL36	SYMMETRIC	500	90	16
		750	90	24
		1125	90	37
	ASYMMETRIC	500	88	17
		750	88	26
		1125	88	38
STL48	SYMMETRIC	500	90	22
		750	90	32
		1125	90	50
	ASYMMETRIC	500	88	22
		750	88	34
		1125	88	50
STL72	SYMMETRIC	500	90	33
		750	90	49
		1125	90	75
	ASYMMETRIC	500	88	34
		750	88	50
		1125	88	75
STL96	SYMMETRIC	500	90	44
		750	90	65
		1125	90	99
	ASYMMETRIC	500	88	45
		750	88	67
		1125	88	100

MULTIPLIERS

CRI	MULTIPLIER
80 CRI	1
90 CRI	0.95

CCT	MULTIPLIER
3000K	0.95
3500K	0.98

PHOTOMETRIC CURVES



New Star Lighting

2225 W Pershing Rd, Chicago, IL 60609
 (773) 847-1400
www.newstarlighting.com

Specifications and dimensions are subject to change without notice. For additional options and dimensional details, please consult your New Star Lighting representative.

© 2025, New Star Lighting. All rights reserved. Unauthorized duplication or distribution is prohibited.