

PROJECT: _____


TYPE: _____

PRODUCT: _____

APPROVED BY: _____

PRODUCT FEATURES

- Intended for surgical suite and hybrid surgical suite applications
- 4" and 6" sealed recessed downlight, round or square aperture options
- Suitable for non-IC and wet location installations, IK10 listed per IEC60068-2-75: 2014, and IP65 rated per IEC60598
- Variety of wattages and lumen packages, up to 4000lm at 43W (6")
- This product is Made in America and complies with Buy American Act (BAA)



CCDLS SERIES

ORDERING INFORMATION

Example: CCDLS-4-R-LW-30-F-A-PC-90C-UN-DMI



CCDLS						
Series	Aperture 4 = 4 inch 6 = 6 inch	Shape R = Round S = Square	Lumen Output* LW = Low SD = Standard MD = Medium HG = High GREEN/WHITE = 530nm Subject to change. Performance data on page 3	Color Temp. 30 = 3000K 35 = 3500K 40 = 4000K 50 = 5000K	Trim F = Flange T = Trimless	Trim Finish A = .080 Alum. Painted C = 18Ga. 304 Brushed* D = 18Ga. SS Painted* *Additional fees may apply. Consult factory for details.

PC	90C			
Lens PC = 0.125" Polycarbonate	CRI 90C = 90 CRI	Voltage 12 = 120V 27 = 277V 34 = 347V UN = Universal (120V-277V)	Driver Type DMI = 0-10V Dimming with 1-100% range DMT = 0-10V & TRIAC/ELV	Options FZ1 = Fuse (120V) FZ2 = Fuse (277V) IC = IC Rated Housing EM = Emerg. Battery (Remote)* W = Wing Bracket *If stored, batteries should be fully recharged every six months and kept between 0°C-25°C to maintain optimal battery capacity.

SPECIFICATIONS

HEAT SINK: Custom diecast aluminum heat sink design for maximum thermal dissipation.

FRAME-IN KIT: 20-gauge die-formed, galvanized steel. Vertically adjustable collar accommodates ceiling thicknesses up to 1.25", adjustable post-installation. telescopic hanger bars come as standard. can be installed in either direction (wing bracket can be ordered as option) for installation with wood and steel frame joists and T-grid ceiling systems spaced up to 24" on center.

TRIM: IP-rated trim/Light engine incorporates the heat sink, LED module, optics and lower trim. Configurable with an IP64-rated Flush lens trim that is secured to the Frame-In kit with hidden torsion springs or an IP65 Flush lens trim secured with three (Round) or four (Square) tamper resistant Torx® captive fasteners. Closed-cell gasketing at ceiling flange. See Trim Ordering Information for available options.

OPTICAL: Round or Square aperture. Diffuse Acrylic upper lens. 1/8" clear impact-resistant acrylic or polycarbonate flush lens at ceiling trim. Continuous seal between lens and trim ring. Available with various reflector finishes. See Ordering Information for available options.

ELECTRICAL: LED source available in multiple CCT and CRI combinations with a maximum 3-step MacAdam variation allowance. See Trim Ordering Information for available options. 120-277VAC or 347VAC, 50/60Hz electrical input with serviceable constant current driver (<20% THD, >0.90 PF). Minimum 85% driver efficiency. Standard 0-10V dimming with 1-100% range; 0.2mA maximum source current. Optional eldoLED ECODrive DALI-2/LEDcode2 driver with 1-100% range.

INSTALLATION: Recessed drywall and grid installation. Frame adjustable to ceiling thickness 0.5" to 1.25".

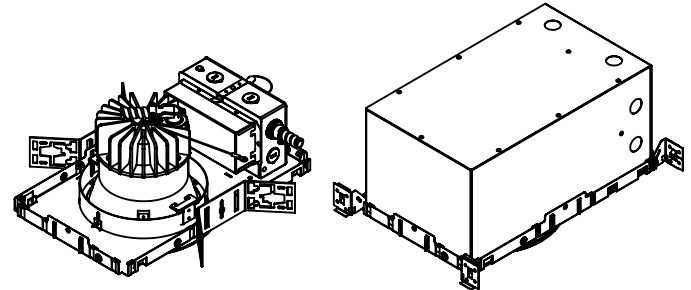
WARRANTY: 5 Year Warranty.

LABEL: Fixture is certified to UL standards by Intertek Testing Laboratory for non-IC and wet location installations. IP65 Rating per IEC60598. Certified for NSF2 Splash Zone/ Non-Food Zones. This product is Made in America and complies with Buy American Act (BAA).

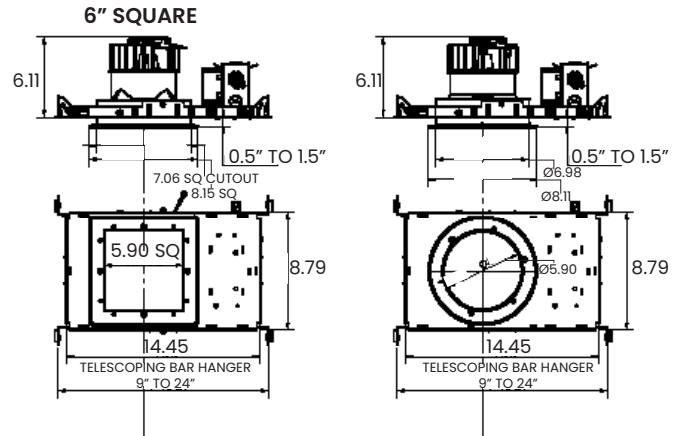
DIMENSIONAL DATA

NON-IC CONSTRUCTION

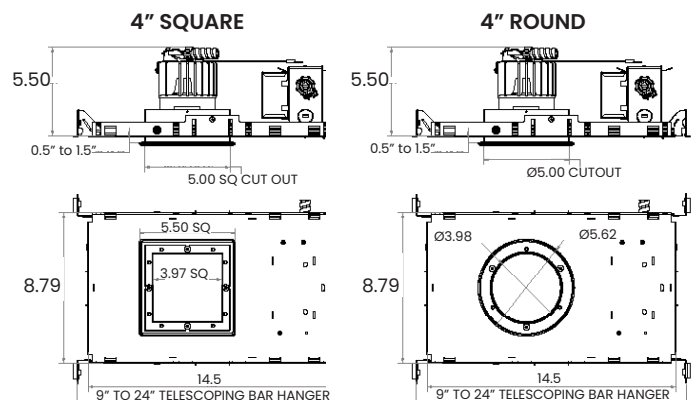
IC CONSTRUCTION



6" DOWNLIGHT



4" DOWNLIGHT



New Star Lighting

2225 W Pershing Rd, Chicago, IL 60609
(773) 847-1400
www.newstarlighting.com

Specifications and dimensions are subject to change without notice. For additional options and dimensional details, please consult your New Star Lighting representative.

© 2025, New Star Lighting. All rights reserved. Unauthorized duplication or distribution is prohibited.

PERFORMANCE DATA

*LEDs are frequently updated therefore values may change without notice.

SERIES	SHAPE	LUMENS OUTPUT	CCT	DELIVERED LUMENS	EFFICACY	SYSTEM WATTS
CCDLS6	R	LW= LOW	40K	1405	101.8	13.8
		STD= STANDARD	40K	2081	102.5	20.3
		MD= MEDIUM	40K	2736	101.0	27.1
		HG= HIGH	40K	4181	95.5	43.8

SERIES	SHAPE	LUMENS OUTPUT	CCT	DELIVERED LUMENS	EFFICACY	SYSTEM WATTS
CCDLS6	S	LW= LOW	40K	1392	100.7	13.8
		STD= STANDARD	40K	2070	101.7	20.3
		MD= MEDIUM	40K	2760	101.6	27.1
		HG= HIGH	40K	3990	95.9	41.5

SERIES	SHAPE	LUMENS OUTPUT	CCT	DELIVERED LUMENS	EFFICACY	SYSTEM WATTS
CCDLS4	R	LW= LOW	40K	1260	84	14
		STD= STANDARD	40K	1450	83	18
		MD= MEDIUM	40K	1650	81	21
		HG= HIGH	40K	2172	77	28

SERIES	SHAPE	LUMENS OUTPUT	CCT	DELIVERED LUMENS	EFFICACY	SYSTEM WATTS
CCDLS4	S	LW= LOW	40K	1257	84	14
		STD= STANDARD	40K	1525	84	18
		MD= MEDIUM	40K	1750	83	21
		HG= HIGH	40K	2236	79	28



New Star Lighting

2225 W Pershing Rd, Chicago, IL 60609
(773) 847-1400
www.newstarlighting.com

Specifications and dimensions are subject to change without notice. For additional options and dimensional details, please consult your New Star Lighting representative.

© 2025, New Star Lighting. All rights reserved. Unauthorized duplication or distribution is prohibited.