


PROJECT: _____
 TYPE: _____
 PRODUCT: _____
 APPROVED BY: _____

PRODUCT FEATURES

- Intended for Hospitals, Patient Rooms, Exam Rooms, Lobbies, Pediatric Care, Medical Office Buildings, Dental Offices, and more
- Available in 1x1, 1x4, 2x2, and 2x4 dimensions
- Grid, or flange installation
- Edge-lit LEDs for fully luminous design
- Fixture is certified to UL Standards by Intertek Testing Laboratory for Damp Locations
- This product is Made in America and complies with the Buy American Act (BAA) requirements



AG MRI

ORDERING INFORMATION

Example: AGG44-MRI-OP-40-30-80C-1C-UN-DM1



AG			MRI	OP	
Series	Mounting G = Grid F = Flange	Size* 11 = 1x1 14 = 1x4 22 = 2x2 24 = 2x4 44 = 4x4 *Nominal Size. Dimensional Data on Page 2.	Model MRI = Remote Driver* *Requires remote Power Supply ordered separately and proper filter components, by others. Consult factory for more information.	Lens OP = Opal Poly.	Color Temp. 30 = 3000K 35 = 3500K 40 = 4000K 50 = 5000K TW1 = Tunable White 2700K to 5000K TW2 = Tunable White 2700K to 6500K *Must specify Tunable White Driver.

80C	1C				
CRI 80C = 80 CRI	Circuits 1C = 1 Circuit	Voltage 12 = 120V 27 = 270V 34 = 347V UN = Universal (120V-277V)	Driver Type DM1 = 0-10V Dimming with 1-100% range DMT = 0-10V & TRIAC/ELV* *Must specify with 120V. Tunable White Driver* DALI8 = 2-Channel DALI Type 8 with 1-100% TW0 = 2-Channel 0-10V *Tunable White Driver requires choice of TW1 or TW2 in Color Temp column.	Options EQ = Earthquake Clips* *Grid only	Accessories* CA = Angled Recessed Frame (Grid or Flange) AD = Straight Edge Frame *Grid application only. Made in 20ga. CRS with a white powder coat finish unless otherwise specified.

Remote Power Supply needs to be ordered as a separate line item.
 Please see page 3 for nomenclature.

SPECIFICATIONS

CONSTRUCTION: Die formed 20Ga. cold rolled sheet steel post painted with a polyester powder coat finish.

IMAGES: Variety of high-resolution images designed to scale into large murals without pixelation. Images are printed on UV-stabilized polycarbonate lens material, unless otherwise specified.

LENS: .125" Opal Polycarbonate lens standard.

LED: Available in four color temperatures 3000K, 3500K, 4000K, and 5000K. Tunable White also available, from 2700K - 5000K or 2700K- 6500K. Minimum 50,000 hours with 70% lumen maintenance in a 25°C ambient temperature environment, compliant with IES LM-80 testing standards.

ELECTRICAL: Standard 120-277VAC, 50/60Hz electrical input with constant current drivers (<210% THD, > 0.90 PF).

TUNABLE WHITE DRIVER OPTIONS:

DALI8 - DALI Type 8 (One DALI Address)

TWO - Two channel 0-10V dimming: one channel for brightness, one channel for CCT

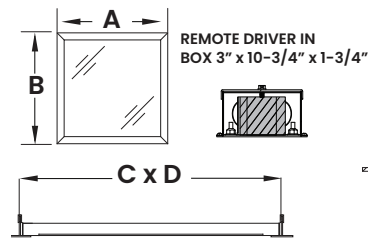
INSTALLATION: Grid installation. Mounting for custom ceilings available, consult factory.

WARRANTY: 5 Year Warranty.

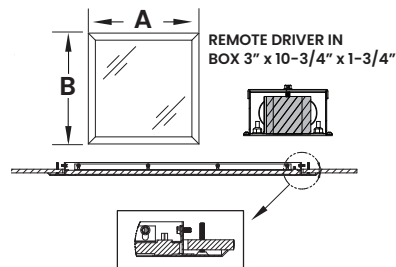
LABEL: Fixture is certified to UL standards by Intertek Testing Laboratory for Damp Locations. This product is Made in America and complies with the Buy American Act (BAA), and the Build America, Buy America Act (BABAA).

DIMENSIONAL DATA

GRID MOUNTING



FLANGE MOUNTING



	A	B	C	D	DEPTH	RECOMMENDED CEILING CUT-OUT
AGG11	11.81"	11.81"	12"	12"	0.56"	N/A
AGG14	11.81"	47.75"	12"	48"	0.56"	N/A
AGG22	23.62"	23.62"	24"	24"	0.56"	N/A
AGG24	23.62"	47.62"	24"	48"	0.56"	N/A

PERFORMANCE DATA

MODEL	COLOR TEMP.	LUMENS DELIVERED	EFFICACY (lm/W)	INPUT POWER (W)
AG11	3000K	1344	74.1	18
	3500K	1350	75	18
	4000K	1400	75.9	18
	5000K	1586	85.7	18
AG14	3000K	3648	93.5	40
	3500K	3786	95	40
	4000K	3800	95.8	40
	5000K	4305	108.2	40
AG22	3000K	3840	96.3	40
	3500K	3900	98	40
	4000K	4000	98.7	40
	5000K	4532	111.5	40
AG24	3000K	6700	80.7	80
	3500K	6850	81.7	80
	4000K	7000	82.7	80
	5000K	7900	93.4	80

REMOTE POWER SUPPLY ORDERING INFORMATION

StarTile MRI fixtures supplied with LED Driver. Driver must be remote mount outside of MRI Room. One Driver inside one Box to power one fixture (maximum). Consult factory for additional options. MRI room EMI filter required (supplied by others). Note, each Power Supply requires individual Filter. Consult factory for additional Power Supply configurations.

AGMRI		PS-1/1-P	
Series	Size* 11 = 1x1 14 = 1x4 22 = 2x2 24 = 2x4 44 = 4x4	Power Supply PS-1/1-P = One Driver per Fixture. PS-2/2-P = Enclosure box with 2 drivers to power 2 fixtures (all fixtures must be in the same room) PS-4/4-P = Enclosure box with 4 drivers to power 4 fixtures (all fixtures must be in the same room) *Filter required by others. Consult factory for Power Supply Options.	Options DMI = 0-10V dimming with 1-100% range



IMPORTANT SAFETY MEASURES

Power must be supplied by grounded New Star Remote Power Supply to ensure adequate EMI filtering. Remote Power Supply system must be ordered separately, and installed according to provided instructions.

- This must be installed in accordance with the applicable installation code by a person familiar with the construction and operation of the product and the hazards involved in a MRI environment
- Disconnect power to all circuits before wiring fixture
- Install in accordance with all national, state, and local codes
- Remote Power Supply MUST be grounded
- Failure to install unit on a mechanically sound surface may result in personal injury, physical damage, or potential fire hazard
- Use installation procedures appropriate to a MRI environment and sensitive electronic equipment
- Read all fixture marketing and labels to ensure correct installation of the luminaire
- Supplemental instructions may be located on the luminaire, in addition to the instruction sheet provided by New Star, regarding orientation or mounting restrictions



New Star Lighting

2225 W Pershing Rd, Chicago, IL 60609
(773) 847-1400
www.newstarlighting.com

Specifications and dimensions are subject to change without notice. For additional options and dimensional details, please consult your New Star Lighting representative.

© 2026, New Star Lighting. All rights reserved. Unauthorized duplication or distribution is prohibited.