


PROJECT: _____
 TYPE: _____
 PRODUCT: _____
 APPROVED BY: _____



AAO Series

PRODUCT FEATURES

- Intended for Circulation Areas, Nurses' Stations, Lobbies, Waiting Rooms, and more
- Ambient illumination with tool-free room-side lens removal to access LED boards
- Available in 1x1, 1x2, 1x4, 2x2, and 2x4 dimensions
- Provides glare-free ambient lighting, up to 12,200 delivered lumens in the 2x4
- Recessed Grid with optional Flange conversion kit
- Fixture certified by Intertek Testing Laboratories for Damp locations
- This product is Made in America and complies with the Buy American Act (BAA) and the Build America, Buy America Act (BABAA)

ORDERING INFORMATION

EXAMPLE: AAOG11-HC20-L240-90C-1C-RW-UN-DMI



AAO		G				
Series	Mounting G = Grid	Size* 11 = 1x1 12 = 1x2 14 = 1x4 22 = 2x2 24 = 2x4 *Nominal Size. Dimensional Data on Page 2.	Housing HC20 = 20Ga. CRS Painted HA16 = 16Ga. Alum Painted	Lumen Output* L2 = Low L3 = Standard L4 = High CL = Custom Lumen Output** *Subject to change. Performance Data on page 3. **Must be specified at time of quote. Must not exceed fixture maximum output.	Color Temp. 30 = 3000K 35 = 3500K 40 = 4000K 50 = 5000K TW1 = Tunable White 2700K to 5000K TW2 = Tunable White 2700K to 6500K	CRI 80C = 80 CRI 90C = 90 CRI
		RW				
Circuits 1C = 1 Circuit 2C = 2 Circuits* *Not available for L2 Lumen Output.	Diffuser RW = White Polycarbonate	Voltage 12 = 120V 27 = 277V UN = Universal (120-277V)	Driver blank = 0-10V Dimming to 1% SD2 = Step Dimming (50-100%) SD3 = Step Dimming (30-70-100%) Tunable White Driver*: TWO = 2 CHANNEL 0-10V TWD = 2 CHANNEL DALI8 *Tunable White Driver requires choice of TW1 or TW2 in Color Temp column.	Options FZ1 = Fuse (120V) FZ2 = Fuse (277V) AM = Antimicrobial Finish on all exposed surfaces	Accessory FK = Flange Conversion Kit EL1 = Remote Emerg. Battery (10W)* *Consult factory for CA Title 24 options. If stored, batteries should be fully recharged every six months and kept between 0°C-25°C to maintain optimal battery capacity. Provided with test switch on a wall plate unless otherwise specified. Requires unswitched line.	

SPECIFICATIONS

HOUSING: 20-Gauge formed cold rolled steel or 16-gauge aluminum housing with continuous seam welds.

LENS: Extruded white polycarbonate lens serves as an inner diffuser for direct ambient light. Unique clip design allows for tool-free lens removal to access LED boards and drivers from room-side.

LED: LED sources available in four color temperatures 3000K, 3500K, 4000K and 5000K with maximum 3-step MacAdam variation allowance. Tunable White also available, from 2700K - 5000K or 2700K - 6500K. Minimum 50,000 hours with 70% lumen maintenance in a 25°C ambient temperature environment, compliant with IES LM-80 testing standards.

ELECTRICAL: 120-277VAC 50/60HZ electrical input high power factor electronic, constant current driver (<20% THD, >0.90 PF). Each function is independently circuited for individual control. Standard 0-10V dimming with 1-100% range for ambient and reading functions. Step dimming options available.

OPTIONAL TUNABLE WHITE DRIVERS:

TW0 = 2 CHANNEL 0-10V one channel for brightness, one channel for CCT

TW2 = 2 CHANNEL DALI8 one channel for brightness, one channel for CCT

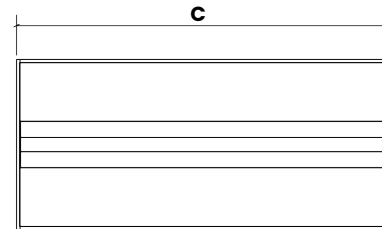
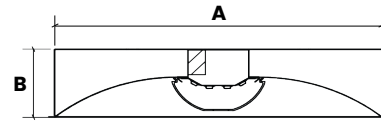
FINISH: Matte white polyester powder coat finish following a multi-stage iron phosphate pre-treatment. Optional antimicrobial finish on all exposed surfaces.

INSTALLATION: Grid installation standard. Optional Flange conversion kit (must specify under Accessory).

WARRANTY: Five Year Warranty.

LABEL: Fixture is certified Damp Location to UL standards by Intertek Testing Laboratories. This product was Made in America and complies with the Buy American Act (BAA), and the Build America, Buy America Act (BABAA).

DIMENSIONAL DATA



	A	B	C
AAO11	11.750"	5.174"	11.750"
AAO12	11.750"	5.174"	23.750"
AAO14	11.750"	5.174"	47.688"
AAO22	23.750"	5.174"	23.750"
AAO24	23.750"	5.174"	47.688"

PERFORMANCE DATA*

*Data is with 80 CRI chip. LEDs are frequently updated therefore values may change without notice.

MODEL	OUTPUT	COLOR TEMP.	LUMENS DELIVERED	EFFICACY (lm/W)	INPUT POWER (W)
AAO11	L2 = Low	3000K	1275	102	12.5
		3500K	1338	107	12.5
		4000K	1375	110	12.5
		5000K	1413	113	12.5
	L3 = Standard	3000K	1800	100	18
		3500K	1890	105	18
		4000K	1945	108	18
		5000K	2000	111	18
	L4 = High	3000K	2425	97	25
		3500K	2550	102	25
		4000K	2625	105	25
		5000K	2700	108	25
AAO12	L2 = Low	3000K	2450	98	25
		3500K	2575	103	25
		4000K	2650	106	25
		5000K	2725	109	25
	L3 = Standard	3000K	3610	95	38
		3500K	3800	100	38
		4000K	3914	103	38
		5000K	4028	106	38
	L4 = High	3000K	4600	92	50
		3500K	4850	97	50
		4000K	5000	100	50
		5000K	5150	103	50
AAO14	L2 = Low	3000K	5500	110	50
		3500K	5750	115	50
		4000K	5900	118	50
		5000K	6050	121	50
	L3 = Standard	3000K	8025	107	75
		3500K	8400	112	75
		4000K	8625	115	75
		5000K	8850	118	75
	L4 = High	3000K	10400	104	100
		3500K	10900	109	100
		4000K	11200	112	100
		5000K	11500	115	100



PERFORMANCE DATA CONT.

MODEL	OUTPUT	COLOR TEMP.	LUMENS DELIVERED	EFFICACY (lm/w)	INPUT POWER (W)
AAO22	L2 = Low	3000K	2550	102	25
		3500K	2675	107	25
		4000K	2750	110	25
		5000K	2825	113	25
	L3 = Standard	3000K	3800	100	38
		3500K	3990	105	38
		4000K	4100	108	38
		5000K	4220	111	38
	L4 = High	3000K	4900	98	50
		3500K	5150	103	50
		4000K	5300	106	50
		5000K	5450	109	50
AAO24	L2 = Low	3000K	5700	114	50
		3500K	5950	119	50
		4000K	6100	122	50
		5000K	6250	125	50
	L3 = Standard	3000K	8175	109	75
		3500K	8550	114	75
		4000K	8775	117	75
		5000K	9000	120	75
	L4 = High	3000K	11100	111	100
		3500K	11600	116	100
		4000K	11900	119	100
		5000K	12200	122	100

