

AURAMED™ CLASSIC MRI SERIES



PROJECT: _____
 TYPE: _____
 PRODUCT: _____
 APPROVED BY: _____

PRODUCT FEATURES

- Non-ferrous construction and remote power supplies provide safe operating conditions for MRI machines, medical imaging equipment, and other magnetically sensitive apparatus
- Indirect ambient indirect basket for ambient, available in 2x2, and 2x4 dimensions
- Provides glare-free direct ambient lighting. Optional doorframe and lens provides a flat wipe-down surface for easy cleaning
- Grid or Flange installation. Flange installation uses yoke mounting kit (provided)
- This product is Made in America and complies with the Buy American Act (BAA), and the Build America, Buy America Act (BABAA)



AACM Series

ORDERING INFORMATION

EXAMPLE: AACMG22-HA16/CA18-L340-1C-RW-90C-UN



AACM			HA16					/
Series Remote drivers supplied in Enclosure. Requires proper filter components supplied by others. Consult factory for additional information.	Mounting G = Grid F = Flange	Nominal Size* 22 = 2x2 24 = 2x4 *Nominal Size. Dimensional Data on Page 2.	Housing HA16 = 16Ga. Aluminum Painted	Optional Frame blank = No Frame* OA16 = Overlap 16Ga. Alum. Painted IA16 = Inset 16Ga. Alum. Painted *If no frame is specified, do not select a frame lens. Damp location rated without a doorframe.			Frame Lens blank = No Frame Lens* CP12 = .125 Clear Poly. CA12 = .125 Clear Acrylic CP18 = .187 Clear Poly. CA18 = .187 Clear Acrylic *If no frame is specified, do not select a frame lens.	
		1C	RW	90C				
Lumen Output* L2 = Low L3 = Standard L4 = High CL = Custom Lumen Output** *Subject to change. Performance Data on Page 3. **Must be specified at time of quote. Must not exceed fixture maximum output.	Color Temp. 30 = 3000K 35 = 3500K 40 = 4000K 50 = 5000K	Circuits 1C = 1 Circuit	Diffuser RW = White Polycarbonate	CRI 90C = 90 CRI	Voltage 12 = 120V 27 = 277V UN = Universal (120-277V)	Driver Type blank = standard 0-10V dimming with 1-100% range	Accessory PF = Plaster Frame Kit* *Consult factory for details.	

POWER ENCLOSURE ORDERING INFORMATION

EXAMPLE: AACM24-PS-L2-2-DM

AACM	PS				
Series	Size 22 = 2x2 24 = 2x4	PS = Power Enclosure* *Up to 8 drivers can be in a Power Enclosure depending on quantity of fixtures ordered. Consult factory for custom configurations. Configuration must be determined at time of order.	Lumen Output L2 = Low L3 = Standard L4 = High CL = Custom Lumen Output	Drivers per Fixture* **Please refer to chart on page 3. Requires proper filtration components, by others. Each driver requires a filter.	Options DM = 0-10V dimming with 10-100% range DM1 = 0-10V dimming with 1-100% range



New Star Lighting
 2225 W Pershing Rd, Chicago, IL 60609
 (773) 847-1400
 www.newstarlighting.com

Specifications and dimensions are subject to change without notice. For additional options and dimensional details, please consult your New Star Lighting representative.

© 2025, New Star Lighting. All rights reserved. Unauthorized duplication or distribution is prohibited.

SPECIFICATIONS

HOUSING: Non-ferrous 16-gauge aluminum housing with continuous seam welds.

DOORFRAME: Optional die-formed aluminum doorframe. Black neoprene gasket between the housing and doorframe.

LENS: Flat white lens (smooth side out). Unique clip design allows for tool-free lens removal for ease of maintenance. Optional doorframe is available with a clear polycarbonate or acrylic lens to provide a flat wipe-down surface for easy cleaning.

LED: LED sources available in four color temperatures 3000K, 3500K, 4000K and 5000K with maximum 3-step MacAdam variation allowance. Other color temperatures available, consult factory. Minimum 50,000 hours with 70% lumen maintenance in a 25°C ambient temperature environment, compliant with IES LM-80 testing standards.

ELECTRICAL: 120-277VAC 50/60HZ electrical input high power factor electronic, constant current driver (<20% THD, >0.90 PF). Each function is independently circuited for individual control. Standard 0-10V dimming with 1-100% range. Step dimming options available.

REMOTE POWER SUPPLY: LED driver included – must be remote mount. Must order Power Supply separately on page 2. Consult factory for more information. MRI room EMI filter required, supplied by others.

FASTENERS: Stainless steel Philips flat head fasteners with rivnuts. Finish to match doorframe.

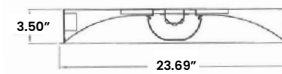
FINISH: White antimicrobial polyester powder coat finish following multi-stage iron phosphate pre-treatment on all exposed room-side painting surfaces, unless otherwise specified.

INSTALLATION: Universal recessed mounting accommodates Grid and Flange installations. Compatible with 1-1/2" and 15/16" Grid systems. Mounting for custom ceilings available, consult factory.

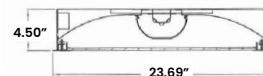
WARRANTY: 5 Year Warranty.

LABEL: Fixture is certified to UL standards by Intertek Testing Laboratories for Wet Location (under covered ceiling) when a doorframe is used. This product was Made in America and complies with the Buy American Act (BAA), and the Build America, Buy America Act (BABAA).

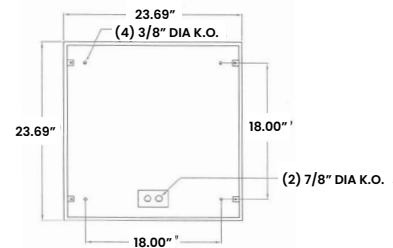
DIMENSIONAL DATA



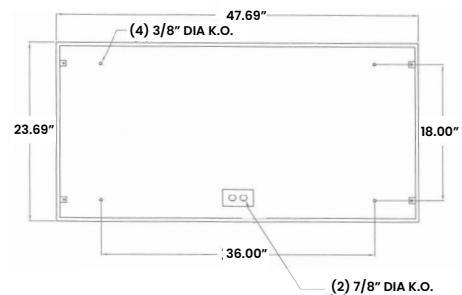
CROSS SECTION WITHOUT DOOR



CROSS SECTION WITH DOOR



AAC22 BACKVIEW



AAC24 BACKVIEW



New Star Lighting

2225 W Pershing Rd, Chicago, IL 60609
(773) 847-1400
www.newstarlighting.com

Specifications and dimensions are subject to change without notice. For additional options and dimensional details, please consult your New Star Lighting representative.

© 2025, New Star Lighting. All rights reserved. Unauthorized duplication or distribution is prohibited.

PERFORMANCE DATA*

*Tested without an outer lens. LEDs are frequently updated therefore values may change without notice.

MODEL	OUTPUT	COLOR TEMP.	LUMENS DELIVERED	EFFICACY (lm/W)	INPUT POWER (W)
AACM22	L2 = Low	3000K	2550	102	25
		3500K	2675	107	25
		4000K	2750	110	25
		5000K	2825	113	25
	L3 = Standard	3000K	3800	100	38
		3500K	3990	105	38
		4000K	4100	108	38
		5000K	4220	111	38
	L4 = High	3000K	1900	98	50
		3500K	5150	103	50
		4000K	5300	106	50
		5000K	5450	109	50
AACM24	L2 = Low	3000K	5700	114	50
		3500K	5950	119	50
		4000K	6100	122	50
		5000K	6250	125	50
	L3 = Standard	3000K	8175	109	75
		3500K	8550	114	75
		4000K	8775	117	75
		5000K	9000	120	75
	L4 = High	3000K	11100	111	100
		3500K	11600	116	100
		4000K	11900	119	100
		5000K	12200	122	100

POWER ENCLOSURE: NUMBER OF DRIVERS PER FIXTURE

SERIES	SIZE	LUMEN OUTPUT	NUMBER OF DRIVERS PER FIXTURE
AACM	22 = 2x2	L2 = Low	1
		L3 = Standard	1
		L4 = High	1
	24 = 2x4	L2 = Low	1
		L3 = Standard	2
		L4 = High	2



New Star Lighting

2225 W Pershing Rd, Chicago, IL 60609
(773) 847-1400
www.newstarlighting.com

Specifications and dimensions are subject to change without notice. For additional options and dimensional details, please consult your New Star Lighting representative.

© 2025, New Star Lighting. All rights reserved. Unauthorized duplication or distribution is prohibited.

IMPORTANT SAFETY MEASURES

Power must be supplied by grounded New Star Remote Power Supply to ensure adequate EMI filtering. Remote Power Supply system must be ordered separately, and installed according to provided instructions.

- This must be installed in accordance with the applicable installation code by a person familiar with the construction and operation of the product and the hazards involved in a MRI environment
- Disconnect power to all circuits before wiring fixture
- Install in accordance with all national, state, and local codes
- Remote Power Supply MUST be grounded
- Failure to install unit on a mechanically sound surface may result in personal injury, physical damage, or potential fire hazard
- Use installation procedures appropriate to a MRI environment and sensitive electronic equipment
- Read all fixture marketing and labels to ensure correct installation of the luminaire
- Supplemental instructions may be located on the luminaire, in addition to the instruction sheet provided by New Star, regarding orientation or mounting restrictions



New Star Lighting

2225 W Pershing Rd, Chicago, IL 60609
(773) 847-1400
www.newstarlighting.com

Specifications and dimensions are subject to change without notice. For additional options and dimensional details, please consult your New Star Lighting representative.

© 2025, New Star Lighting. All rights reserved. Unauthorized duplication or distribution is prohibited.

SPECIFIER ACKNOWLEDGMENT

Contractor acknowledges and understands the requirements of installing New Star Lighting products prior to the installation.

Please sign below before New Star Lighting releases your order.

Signature: _____

Date: _____

Print Name: _____

Project Name: _____

----- See next page for MRI installation registration checklist -----

MRI INSTALLATION REGISTRATION CHECKLIST

Customer acknowledges that attached Installation Registration Checklist will be provided to the installer to sign and return to New Star Lighting after the installation is complete.
Please fill out this form and return to your New Star Lighting Representative.

The warranty for your MRI installation will not go into effect until receipt of this signed registration checklist.

I certify that the lighting installation for the listed MRI suite is completed per the provided installation instructions and to the best of my abilities.

Please check off to denote status:

Installation instruction sheet for Remote Power Supply is read and followed.

Remote Power supply is located outside the shielded MRI exam room and grounded.

All dimming signals wiring is located outside the shielded MRI room.

Lighting system fully tested (including dimming operation if applicable) while MRI machine is in idle mode.

Lighting system fully tested (including dimming operation, if applicable) while MRI machine is in scan operation mode with the magnets fully activated.

If any of those steps cannot be completed or you need technical assistance, please contact your New Star Lighting Representative.

Electrical Contractor

Installation site

Name: _____

Project Name: _____

Phone: _____

City / State (Province): _____

Installation date: _____

Send the form to your New Star Lighting Representative.

New Star Lighting Representative: _____

Date: _____



New Star Lighting

2225 W Pershing Rd, Chicago, IL 60609
(773) 847-1400
www.newstarlighting.com

Specifications and dimensions are subject to change without notice. For additional options and dimensional details, please consult your New Star Lighting representative.

© 2025, New Star Lighting. All rights reserved. Unauthorized duplication or distribution is prohibited.