


PROJECT: _____
 TYPE: _____
 PRODUCT: _____
 APPROVED BY: _____

PRODUCT FEATURES

- Intended for Patient Rooms, Skilled Nursing Facilities, Assisted Living, Clinics, and more
- Provides reading, ambient and exam illumination in 2x2 and 2x4 dimensions
- Optional doorframe and lens provides a flat wipe-down surface for easy cleaning. Wet Location listed
- Low Voltage Control options provides lighting control interface to a pillow speaker, bed side rail or other low voltage devices
- Recessed Grid or Flange installations. Flange installation uses yoke mounting kit (provided)
- This product is Made in America and complies with the Buy American Act (BAA), and the Build America, Buy America Act (BABAA)



AAC Series

ORDERING INFORMATION

EXAMPLE: AACG22-HC20-OC18/CP12-L340-90C-2C-RW-UN-DMI



AAC			/				
Series	Mounting G = Grid F = Flange	Size* 22 = 2x2 24 = 2x4 *Nominal Size. Dimensional Data on Page 2.	Housing HC20 = 20Ga. CRS Painted HA16 = 16Ga. Alum Painted	Optional Doorframe blank = No Doorframe* OC18 = Overlap 18Ga. CRS Painted OA16 = Overlap 16Ga. Alum Painted IC20 = Inset 20Ga. CRS Painted IA16 = Inset 16Ga. Alum Painted *If no frame is specified, do not select a frame lens. Damp location rated without a doorframe.	Doorframe Lens blank = No Doorframe Lens* CP12 = .125 Clear Poly. CA12 = .125 Clear Acrylic CP18 = .187 Clear Poly. CA18 = .187 Clear Acrylic *If no frame is specified, do not select a frame lens.	Lumen Output* L2 = Low L3 = Standard L4 = High CL = Custom Lumen Output**	Color Temp. 30 = 3000K 35 = 3500K 40 = 4000K 50 = 5000K TW1 = Tunable White 2700K to 5000K TW2 = Tunable White 2700K to 6500K
<p>*Subject to change. Performance Data on page 3. **Must be specified at time of quote. Must not exceed fixture maximum output. Must specify "DMI" if selecting dimming.</p>							

CRI 80C = 80 CRI 90C = 90 CRI	Circuits 1C = 1 Circuit 2C = 2 Circuits* *Refers to inboard/outboard wiring.	Diffuser RW = White Polycarbonate RC = Clear Polycarbonate	Voltage 12 = 120V 27 = 277V UN = Universal (120-277V)	Driver Type DMI = 0-10V Dimming to 1% SD2 = Step Dimming Driver (50-100%) SD3 = Step Dimming Driver (30-70-100%) Tunable White Driver* TWO = 2-Channel 0-10V DALI8 *Tunable White Driver requires choice of TW1 or TW2 in Color Temp column.	Options FZ1 = Fuse (120V) FZ2 = Fuse (277V) TH = Tamper-resistant Torx® head fasteners	Accessory PF = Plaster Frame Kit* EL1 = Remote Emergency Battery (10W)** EL2 = Remote Emergency Battery (20W)** *Consult factory for details. ** Consult factory for CA Title 24 options. If stored, batteries should be fully recharged every six months and kept between 0°C-25°C to maintain optimal battery capacity. Provided with test switch on a wall plate unless otherwise specified. Requires unswitched line.
--	--	---	---	--	--	---

SPECIFICATIONS

HOUSING: 20-Gauge formed cold rolled steel or 16-gauge aluminum housing with continuous seam welds.

DOORFRAME: Optional die-formed cold rolled steel or aluminum door-frame and optional .125" or .187" clear polycarbonate or acrylic lens to provide a flat wipe-down surface for easy cleaning. Black neoprene gasket between the housing and doorframe.

LENS: Extruded white (recommended) or clear polycarbonate lens (smooth side out). Unique clip design allows for tool-free lens removal for ease of maintenance.

LED: LED sources available in four color temperatures 3000K, 3500K, 4000K and 5000K with maximum 3-step MacAdam variation allowance. Tunable White also available, from 2700K - 5000K or 2700K- 6500K. Minimum 50,000 hours with 70% lumen maintenance in a 25°C ambient temperature environment, compliant with IES LM-80 testing standards.

ELECTRICAL: 120-277VAC 50/60HZ electrical input high power factor electronic, constant current driver (<20% THD, >0.90 PF). Each function is independently circuited for individual control. Standard 0-10V dimming with 1-100% range for ambient and reading functions. Step dimming options available.

OPTIONAL TUNABLE WHITE DRIVER:

TWO - Two Channel 0-10V dimming; one channel for brightness, one channel for CCT

FASTENERS: Stainless steel Philips flat head fasteners with captive cage nuts when doorframe option is selected.

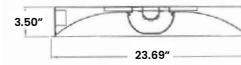
FINISH: White antimicrobial polyester powder coat finish following multi-stage iron phosphate pretreatment.

INSTALLATION: Grid or Flange installation. Grid installation compatible with 1-1/2" and 15/16" Grid systems. Flange installation uses yoke mounting kit (provided). Mounting for custom ceilings available, consult factory.

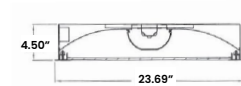
WARRANTY: 5 Year Warranty.

LABEL: Fixture is certified to UL standards by Intertek Testing Laboratories for Wet Location (under covered ceiling) when a doorframe is used. This product was Made in America and complies with the Buy American Act (BAA) and the Build America, Buy America Act (BABAA).

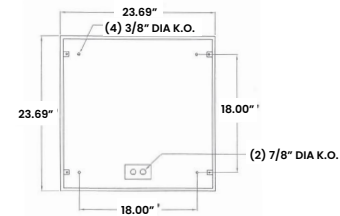
DIMENSIONAL DATA



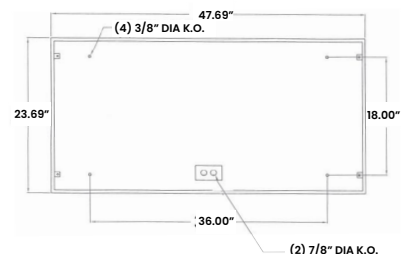
CROSS SECTION WITHOUT DOOR



CROSS SECTION WITH DOOR



AAC22 BACKVIEW



AAC24 BACKVIEW

PERFORMANCE DATA*

*Data is with 80 CRI chip. Tested without an outer lens. LEDs are frequently updated therefore values may change without notice.

MODEL	OUTPUT	COLOR TEMP.	LUMENS DELIVERED	EFFICACY (lm/W)	INPUT POWER (W)
AAC22	L2 = Low	3000K	2550	102	25
		3500K	2675	107	25
		4000K	2750	110	25
		5000K	2825	113	25
	L3 = Standard	3000K	3800	100	38
		3500K	3990	105	38
		4000K	4100	108	38
		5000K	4220	111	38
	L4 = High	3000K	4900	98	50
		3500K	5150	103	50
		4000K	5300	106	50
		5000K	5450	109	50
AAC24	L2 = Low	3000K	5700	114	50
		3500K	5950	119	50
		4000K	6100	122	50
		5000K	6250	125	50
	L3 = Standard	3000K	8175	109	75
		3500K	8550	114	75
		4000K	8775	117	75
		5000K	9000	120	75
	L4 = High	3000K	11100	111	100
		3500K	11600	116	100
		4000K	11900	119	100
		5000K	12200	122	100

