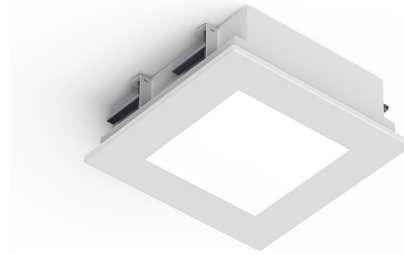


PROJECT: _____
 TYPE: _____
 PRODUCT: _____
 APPROVED BY: _____

PRODUCT FEATURES

- Intended for Minimum to Supermax Correctional Facilities, Detention Centers, and more
- Die formed, seam welded, and ground smooth cold rolled steel or stainless steel housing
- Tamper-resistant Torx® fasteners with center pin reject
- Antimicrobial polyester powder coat following a multistage iron phosphate pre-treatment
- Fixture is certified to UL Standards by Intertek Testing Laboratory for Wet Locations, covered ceiling mount only. IK10 Listed per IEC60068-2-75
- This product is Made in America and complies with the Buy American Act (BAA), and the Build America, Buy America Act (BABA)



57M Series

ORDERING INFORMATION

Example: 57M11-B/B-L140-1C-A/A-UN



57	M	11				
Series	Mounting M = Flange	Nominal Size 11 = 1 x 1 *Nominal Size. Dimensional Data on page 2.	Housing B = 14Ga. CRS Painted C = 16Ga. CRS Painted D = 18Ga. CRS Painted E = 14Ga. SS Mill Finish F = 16Ga. SS Mill Finish G = 18Ga. SS Mill Finish H = 14Ga. SS Painted J = 16Ga. SS Painted K = 18Ga. SS Painted	Frame A = 12Ga. CRS Painted B = 14Ga. CRS Painted C = 16Ga. CRS Painted E = 14Ga. SS Brushed F = 16Ga. SS Brushed H = 14Ga. SS Painted J = 16Ga. SS Painted	Lumen Output* L1 = Standard L2 = High *Subject to change. Performance Data on Page 2.	Color Temp. 35 = 3500K 40 = 4000K 50 = 5000K TW1 = Tunable White 2700K to 5000K* TW2 = Tunable White 2700K to 6500K* *Specify TW Driver under Driver

Circuits 1C = 1 Circuit 2C = 2 Circuits	Outer Lens 0 = No Lens A = .125 Clear Poly. B = .156 Clear Poly. 1 = .187 Clear Poly. 2 = .250 Clear Poly. 3 = .375 Clear Poly. 4 = .500 Clear Poly. 5 = .187 Clear Temp Glass 6 = .250 Clear Temp Glass 7 = .375 Clear Temp Glass* 8 = .500 Clear Temp Glass* 9 = .750 Clear Temp Glass* *Must use with 12Ga. or 14Ga. Frame	Inner Lens A = .125 Prismatic Acrylic B = .125 Prismatic Poly. C = .156 Prismatic Poly. D = .187 Prismatic Poly. F = .156 Prismatic Acrylic G = .140 DR Acrylic LC3 = .125 White Frosted Poly.	Voltage 12 = 120V 27 = 277V 34 = 347V UN = Universal (120V-277V)	Driver DM = 0-10V dimming with 10-100% range DM1 = 0-10V dimming with 1-100% range TW Drivers: DALI8 = DALI Type 8 (One DALI Address) TWO = 2-Channel 0-10V dimming (Brightness & CCT) *Tunable White Driver requires choice of TW1 or TW2 in Color Temp column	Options FZ = Fuse* LN = LED Night Light** EL1 = Emerg. Bat. LED Low (Remote)*** UV = .005 UV Absorbing Overlay AH = Allen Head Screws with Center Pin Reject *Cannot use with UN voltage. **Integrated switch allows light lev- els at 100%, 70%, 40% and 10%. ***If stored, batteries should be fully recharged every six months and kept between 0°C-25°C to maintain optimal battery capacity.



New Star Lighting

2225 W Pershing Rd, Chicago, IL 60609
 (773) 847-1400
www.newstarlighting.com

Specifications and dimensions are subject to change without notice. For additional options and dimensional details, please consult your New Star Lighting representative.

SPECIFICATIONS

HOUSING: Die formed, seam welded, and ground smooth cold rolled steel or stainless steel housing. Incorporates a removable reflector unitized with all electrical components for easy installation and maintenance.

FRAME: Die formed one-piece frame with tightly closed corners (material and gauge to match housing).

HINGE: 16-Gauge full length continuous staked piano hinge with welded ends to prevent removal (material to match housing).

LENS: Outer and inner lens options secured with "Z" retainers with welded studs six inches apart for maximum strength.

LED: Available in three color temperatures 3500K, 4000K, and 5000K with maximum 3-step MacAdam variation allowance. Other color temperatures available, consult factory. Minimum 80 CRI standard. 0-10V dimming available with 10-100% range and 1-100% range. Must specify dimming under options.

OPTIONAL TW DRIVERS:

DALI8 – DALI Type 8 (One DALI Address)

TWO – Two channel 0-10V dimming: one channel for brightness, one channel for CCT

FASTENERS: Tamper-resistant Torx® head fasteners with center pin reject.

FINISH: White antimicrobial powder coat finish on exposed surfaces following multistage iron phosphate pre-treatment.

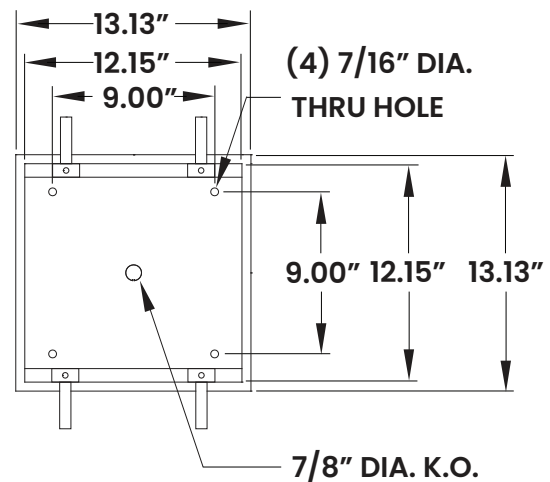
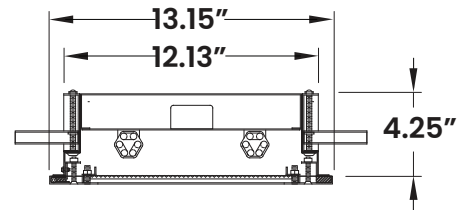
GASKET: Black neoprene gasket around door frame to prevent light leaks.

INSTALLATION: Easy Flange installation with adjustable 90° swing arm system. Hardware by others.

WARRANTY: New Star Promise.

LABEL: Fixture is certified to UL standards by Intertek Testing Laboratory for Wet Locations, covered ceiling mount only. IK10 Listed per IEC60068-2-75.

DIMENSIONAL DATA



CEILING CUT-OUT: 12-3/8" x 12-3/8"



The 57M Series is covered by our New Star Promise.

Our promise means we will repair or replace any of our High Abuse or Vandal-Resistant architectural luminaires when installed according to our instructions for the life of the original installation if the fixture should fail due to physical abuse*.

*Damage caused by gunfire and chemical reactions is not covered by the New Star Promise.



New Star Lighting

2225 W Pershing Rd, Chicago, IL 60609
(773) 847-1400
www.newstarlighting.com

Specifications and dimensions are subject to change without notice. For additional options and dimensional details, please consult your New Star Lighting representative.

© 2025, New Star Lighting. All rights reserved. Unauthorized duplication or distribution is prohibited.

PERFORMANCE DATA

*LEDs are frequently updated therefore values may change without notice.

MODEL	OUTPUT	COLOR TEMP.	LUMENS DELIVERED	EFFICACY (lm/W)	INPUT POWER (W)
57M11	Standard	3500K	1438	115	12.5
		4000K	1500	120	12.5
		5000K	1562	1250	12.5
	High	3500K	2090	105	20
		4000K	2185	109	20
		5000K	2280	114	20



New Star Lighting

2225 W Pershing Rd, Chicago, IL 60609
(773) 847-1400
www.newstarlighting.com

Specifications and dimensions are subject to change without notice. For additional options and dimensional details, please consult your New Star Lighting representative.

© 2025, New Star Lighting. All rights reserved. Unauthorized duplication or distribution is prohibited.