


PROJECT: _____
 TYPE: _____
 PRODUCT: _____
 APPROVED BY: _____



PRODUCT FEATURES

- Ligature resistant for Behavioral Health applications
- Available in 1ft, 2ft, and 4ft surface corner doorframe design with full-length continuous piano hinge
- Fixture is certified to UL Standards. Optional Wet Location
- This product is Made in America and complies with the Buy American Act (BAA), and the Build America, Buy America Act (BABAA)
- The 55 Series is covered by the New Star Promise



55 Series

ORDERING INFORMATION

Example: 552-DC-B-L235-1C-A/D-90C-UN



55		DC			
Series	Nominal Size	DC = DuraCare™	Housing	Lumen Output*	Color Temp.
	1 = 1ft 2 = 2ft 4 = 4ft *Nominal size. Dimensional Data on Page 2.		A = 12Ga. CRS Painted B = 14Ga. CRS Painted C = 16Ga. CRS Painted D = 18Ga. CRS Painted E = 14Ga. SS Brushed F = 16Ga. SS Brushed G = 18Ga. SS Brushed H = 14Ga. SS Painted J = 16Ga. SS Painted K = 18Ga. SS Painted	L2 = Low L3 = High CL = Custom Lumen Output** *Subject to change. Performance Data on page 3. **Must be specified at time of quote. Must not exceed fixture maximum output.	35 = 3500K 40 = 4000K 50 = 5000K
/		90C			
Outer Lens		Inner Lens		Options	
0 = No Lens A = .125 Clear Poly. B = .156 Clear Poly. 1 = .187 Clear Poly. 2 = .250 Clear Poly. 3 = .375 Clear Poly. 4 = .500 Clear Poly. 5 = .187 Clear Temp. Glass 6 = .250 Clear Temp. Glass 7 = .375 Clear Temp. Glass* 8 = .500 Clear Temp. Glass* 9 = .750 Clear Temp. Glass* *Must use with a 12Ga. or 14Ga. Frame.		0 = No Lens A = .125 Prismatic Acrylic B = .125 Prismatic Poly. C = .156 Prismatic Poly. D = .187 Prismatic Poly. F = .156 Prismatic Acrylic G = .140 DR Acrylic LC3 = .125 White Frosted Poly.		EL1 = Emerg. Bat. LED Low (1100-1250lm)* EL2 = Emerg. Bat. LED Low (2200-2500lm)* FZ1 = Fuse (120V) FZ2 = Fuse (277V) LN = LED Night Light** WL = Wet Location (under covered ceiling) AH = Allen Head screws with center pin reject UV = .005 UV Absorbing Overlay PF = Plaster Frame & Yolk CB = Cross Bar DLN = Dimmable LED Night Light. Consult factory for available color/temperatures *If stored, batteries should be fully recharged every six months and kept between 0°C-25°C to maintain optimal battery capacity. Provided with test switch on a wall plate unless otherwise specified. Requires unswitched line. N/A with 1ft. or L1 Lumen Output options **3500K. Non-dimming. Integrated switch allows light levels at 100%, 70%, 40% and 10% levels.	
		CRI		Voltage	
		90C = 90 CRI		12 = 120V 27 = 277V 34 = 347V UN = Universal (120V-277V)	

SPECIFICATIONS

HOUSING: Die-formed, seam welded, and ground smooth surface corner doorframe design (specify material and gauge). Incorporates a removable reflector unitized with all electrical components for easy installation and maintenance.

FRAME: Die-formed one-piece frame with tightly closed corners (material and gauge to match housing).

HINGE: 16-Gauge full-length continuous, staked piano hinge with welded ends to prevent removal (material to match housing).

LENS: Polycarbonate or tempered glass lens sealed to frame.

LENS CONTAINER: 14-Gauge cold rolled retaining angles attached to through door studs for positive lens clamping.

LED: Available in three color temperatures 3500K, 4000K, and 5000K with maximum 3-step MacAdam variation allowance. Other color temperatures available, consult factory. Minimum 50,000 hours with 70% lumen maintenance in a 25°C ambient temperature environment, compliant with IES LM-80 testing standards.

ELECTRICAL: 120-277VAC or 347VAC, 50/60HZ electrical input high power factor electronic, constant current driver (<20% THD, >0.90 PF). Standard 0-10V Dimming with 1-100% range.

LED NIGHT LIGHT: Integrated switch allows light selection at 100%, 70%, 40%, and 10% levels.

FASTENERS: Tamper-resistant Torx® head fasteners.

FINISH: Antimicrobial white polyester powder coat finish following multi-stage iron phosphate pretreatment. Fasteners are painted to match the housing.

GASKET: Black neoprene gasket around door frame to prevent light leaks.

INSTALLATION: Surface wall installation.

WARRANTY: New Star Promise.

LABEL: Fixture is certified to UL standards for Wet Locations. This product is Made in America and complies with the Buy American Act (BAA), and the Build America, Buy America Act (BABAA).

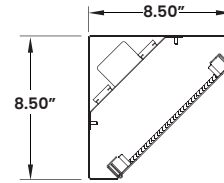


The DuraCare™ 55 Series is covered by our New Star Promise.

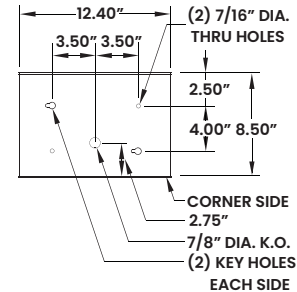
Our promise means we will repair or replace any of our High Abuse or Vandal-Resistant architectural luminaires when installed according to our instructions for the life of the original installation if the fixture should fail due to physical abuse*.

*Damage caused by gunfire and chemical reactions is not covered by the New Star Promise

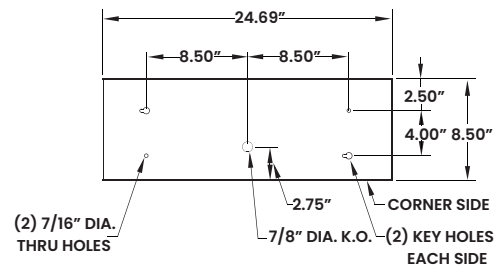
DIMENSIONAL DATA



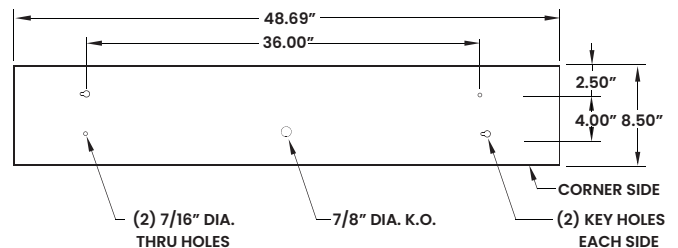
551



552



554



PERFORMANCE DATA

*LEDs are frequently updated therefore values may change without notice.

MODEL	LUMEN OUTPUT	LUMENS DELIVERED	EFFICACY (lm/w)	INPUT POWER (W)
551	L1 = Low	1250	119	10.5
	L2 = Standard	2500	119	21
552	L2 = Standard	2875	115	25
	L3 = High	4315	115	37.5
554	L2 = Standard	5750	115	50
	L3 = High	8650	115	75



New Star Lighting

2225 W Pershing Rd, Chicago, IL 60609
(773) 847-1400
www.newstarlighting.com

Specifications and dimensions are subject to change without notice. For additional options and dimensional details, please consult your New Star Lighting representative.

© 2025, New Star Lighting. All rights reserved. Unauthorized duplication or distribution is prohibited.