

53L LED SERIES

PROJECT: _____
 TYPE: _____
 PRODUCT: _____
 APPROVED BY: _____

PRODUCT FEATURES

- Intended for Minimum to Supermax Correctional Facilities, Detention Centers, Public Housing, Athletic Facilities, and more
- Available in 1x2, 1x4, 2x2, and 2x4 clamshell housing with contraband drop slot between ceiling and back of luminaire
- Inner and outer lens secured by "Z" bracket retention system with 6" stud spacing for maximum strength
- This product is Made in America and complies with the Buy American Act, and the Build America, Buy America Act



53L Series

ORDERING INFORMATION

Example: 53L12-A-L240-1C-B/A-UN



53L					
Series	Size* 12 = 1x2 14 = 1x4 22 = 2x2 24 = 2x4 *Nominal Size. Dimensional Data on Page 2.	Housing A = 12Ga. CRS Painted B = 14Ga. CRS Painted C = 16Ga. CRS Painted D = 18Ga. CRS Painted E = 14Ga. SS Brushed F = 16Ga. SS Brushed G = 18Ga. SS Brushed H = 14Ga. SS Painted J = 16Ga. SS Painted K = 18Ga. SS Painted	Lumen Output* 53L12-14: L2 = Low L3 = High 53L22-24: L2 = Low L4 = Standard L6 = Medium L8 = High** *Subject to change. Performance Data on page 3. **Only for 2x4	Color Temp. 35 = 3500K 40 = 4000K 50 = 5000K	Circuits 1C = 1 Circuit 2C = 2 Circuits* *Refers to Inboard/ Outboard control.

Outer Lens 0 = No Lens A = .125 Clear Poly. B = .156 Clear Poly. 1 = .187 Clear Poly. 2 = .250 Clear Poly. 3 = .375 Clear Poly. 5 = .187 Clear Temp. Glass 6 = .250 Clear Temp. Glass 7 = .375 Clear Temp. Glass* 8 = .500 Clear Temp. Glass* 9 = .750 Clear Temp. Glass* *Must use with 12Ga. or 14Ga. frame	Inner Lens A = .125 Prismatic Acrylic B = .125 Prismatic Poly. C = .156 Prismatic Poly. D = .187 Prismatic Poly. F = .156 Prismatic Acrylic G = .140 DR Acrylic* LC3 = .125 White Frosted Poly. *Not rated for Wet Locations.	Voltage 12 = 120V 27 = 277V 34 = 347V UN = Universal (120V - 277V)	Options DM = 0-10V dimming with 10-100% range DM1 = 0-10V dimming with 1-100% range FZ1 = Fuse (120V)* FZ2 = Fuse (277V)* WL = Wet Location (under covered ceiling) LN = LED Night Light** AH = Allen Head screws with center pin reject *Cannot use with 347V and UN voltage ** 3500K. Non-dimming. Integrated switch allows light levels at 100%, 70%, 40%, and 10% levels.

SPECIFICATIONS

HOUSING: Die-formed, seam welded, and ground smooth cold rolled steel or stainless steel clamshell design. Incorporates a removable reflector unitized with all electrical components for easy installation and maintenance. Clamshell design incorporates a contraband drop slot gap between the ceiling and back of fixture.

BACKPLATE: Die-formed with contraband drop slot and embossed mounting holes (material to match housing). Security caulking between ceiling and fixture is not required with this backplate design.

HINGE: Full length continuous, staked piano hinge with welded ends to prevent removal (material to match housing).

LENS: Outer and inner lens options secured by "Z" retainers with weld studs spaced six inches apart for maximum strength.

LED: Available in three color temperatures 3500K, 4000K and 5000K. Other color temperatures available, consult factory. Minimum 50,000 hours with 70% lumen maintenance in a 25°C ambient temperature environment, compliant with IES LM-80 testing standards.

ELECTRICAL: 120-277Vac 50/60Hz, constant current driver (<20% THD, >0.9 PF). 0-10V dimming available with 10-100% range and 1-100% range. Must specify dimming under options

FASTENERS: Tamper-resistant Torx® head fasteners.

FINISH: White powder coat finish following multi-stage iron phosphate pretreatment.

GASKET: Black neoprene gasket around door frame to prevent light leaks.

INSTALLATION: Surface installation.

WARRANTY: New Star Promise.

LABEL: Fixture is certified to UL Standards by Intertek Testing Laboratories. Suitable for Wet Locations. This product is Made in America and complies with the Buy American Act, and the Build America, Buy America Act.



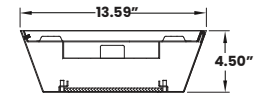
The 53L LED Series is covered by our New Star Promise.

Our promise means we will repair or replace any of our High Abuse or Vandal-Resistant architectural luminaires when installed according to our instructions for the life of the original installation if the fixture should fail due to physical abuse*.

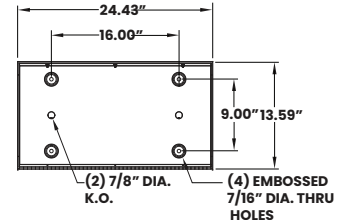
*Damage caused by gunfire and chemical reactions is not covered by the New Star Promise.

DIMENSIONAL DATA

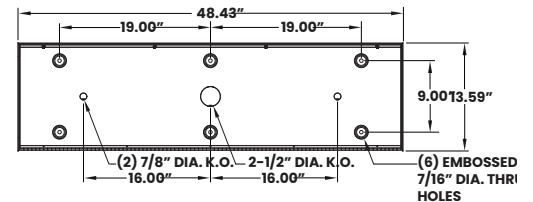
53L12-53L14



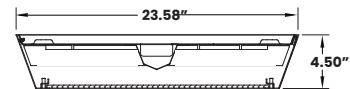
53L12



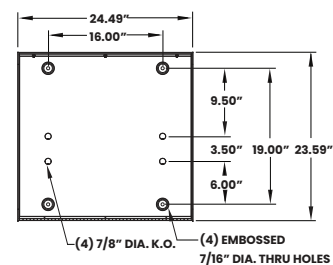
53L14



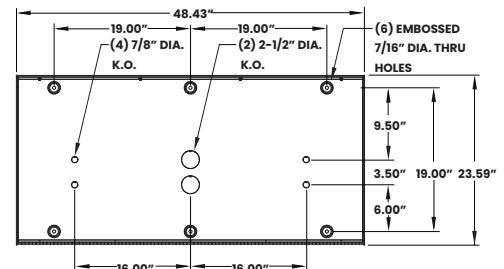
53L22-53L24



53L22



53L24



PERFORMANCE DATA

*Data is with 80 CRI chip at 4000K. LEDs are frequently updated therefore values may change without notice.

MODEL	OUTPUT	COLOR TEMP.	LUMENS DELIVERED	EFFICACY (lm/w)	INPUT POWER (W)
53L12	L2 = Standard	3500K	2875	115	25
		4000K	3000	120	25
		5000K	3125	125	25
	L3 = High	3500K	4180	110	38
		4000K	4370	115	38
		5000K	4560	120	38
53L14	L2 = Standard	3500K	5750	115	50
		4000K	6000	120	50
		5000K	6250	125	50
	L3 = High	3500K	8250	110	75
		4000K	8625	115	75
		5000K	9000	120	75
53L22	L2 = Low	3500K	3000	120	25
		4000K	3125	125	25
		5000K	3250	130	25
	L4 = Standard	3500K	6000	120	50
		4000K	6250	125	50
		5000K	6500	130	50
	L6 = Medium	3500K	8625	115	75
		4000K	9000	120	75
		5000K	9375	125	75
53L24	L2 = Low	3500K	6000	120	50
		4000K	6250	125	50
		5000K	6500	130	50
	L4 = Standard	3500K	12000	120	100
		4000K	12500	125	100
		5000K	13000	130	100
	L6 = Medium	3500K	17250	115	150
		4000K	18000	120	150
		5000K	18750	125	150
	L8 = High	3500K	23000	115	200
		4000K	24000	120	200
		5000K	25000	125	200



New Star Lighting

2225 W Pershing Rd, Chicago, IL 60609
(773) 847-1400
www.newstarlighting.com

Specifications and dimensions are subject to change without notice. For additional options and dimensional details, please consult your New Star Lighting representative.

© 2025, New Star Lighting. All rights reserved. Unauthorized duplication or distribution is prohibited.