


PROJECT: _____
 TYPE: _____
 PRODUCT: _____
 APPROVED BY: _____

PRODUCT FEATURES

- Intended for Minimum to Supermax Correctional Facilities, Detention Centers, Catwalks, Dayrooms, and more
- Available in 1x1, 1x2, 1x4, 2x2, 2x4 inset doorframe design for surface mount installation
- Removable reflector unitized with continuous piano hinge
- This product is Made in America and complies with the Buy American Act (BAA), and the Build America, Buy America Act (BABAA)
- The 53 Series is covered by the New Star Promise.



53 Series

ORDERING INFORMATION

Example: 5322-A-L235-1C-B/A-90C-UN



53					
Series	Nominal Size*	Housing	Lumen Output	Color Temp.	Circuits
	11 = 1x1 12 = 1x2 14 = 1x4 22 = 2x2 24 = 2x4 *Nominal Size. Dimensional Data on Page 2.	A = 12Ga. CRS Painted B = 14Ga. CRS Painted C = 16Ga. CRS Painted D = 18Ga. CRS Painted E = 14Ga. SS (Brushed) F = 16Ga. SS (Brushed) G = 18Ga. SS (Brushed) H = 14Ga. SS (Painted) J = 16Ga. SS (Painted) K = 18Ga. SS (Painted)	5311: L1 = Standard L2 = Medium 5312-14: L2 = Standard L3 = Medium *Performance Data on Page 3. **Must be specified at time of quote. Must not exceed fixture maximum output.	5322: L2 = Low L4 = Standard L6 = Medium 5324: L2 = Low L4 = Standard L6 = Medium L8 = High 35 = 3500K 40 = 4000K 50 = 5000K	1C = 1 Circuit 2C = 2 Circuits* *Refers to Inboard/Outboard control.
/					
Outer Lens	Inner Lens	CRI	Voltage	Driver	Options
0 = No Lens A = .125 Clear Poly. B = .156 Clear Poly. 1 = .187 Clear Poly. 2 = .250 Clear Poly. 3 = .375 Clear Poly. 5 = .187 Clear Temp. Glass 6 = .250 Clear Temp. Glass 7 = .375 Clear Temp. Glass* 8 = .500 Clear Temp. Glass* 9 = .750 Clear Temp. Glass* LC3 = .125 White Frosted Poly. *Must use with 12Ga. or 14Ga. frame	A = .125 Prismatic Acrylic B = .125 Prismatic Poly. C = .156 Prismatic Poly. D = .187 Prismatic Poly. F = .156 Prismatic Acrylic G = .140 DR Acrylic* H = .125 White Frosted Acrylic LC3 = .125 White Frosted Poly. *Not rated for Wet Locations.	80C = 80 CRI 90C = 90 CRI	12 = 120V 27 = 277V 34 = 347V UN = Universal (120V - 277V)	DM = 0-10V dimming with 10-100% range DM1 = 0-10V dimming with 1-100% range	EL1 = Emerg. Bat. LED Low (1100-1250 lm)* EL2 = Emerg. Bat. LED Low (1900-2000 lm)* FZ1 = Fuse (120V) FZ2 = Fuse (277V) LN = LED Night Light** AH = Allen head screws WL = Wet Location *If stored, batteries should be fully recharged every six months and kept between 0°C-25°C to maintain optimal battery capacity. **3500K. Non-dimming. Integrated switch allows light levels at 100%, 70%, 40% and 10% levels.

SPECIFICATIONS

HOUSING: Die-formed, seam welded, and ground smooth cold rolled steel or stainless steel non-clamshell design. Incorporates a removable reflector unitized with all electrical components for easy installation and maintenance.

DOORFRAME: Die-formed one-piece inset doorframe with tightly closed mitred corners, secured to housing with countersunk flat head Torx® fasteners. Material and gauge to match housing.

LENS: Outer and inner lens options secured by "Z" retainers with weld studs spaced six inches apart for maximum strength.

LED: Available in three color temperatures 3500K, 4000K, and 5000K with maximum 3-step MacAdam variation allowance. Other color temperatures available, consult factory. Minimum 50,000 hours with 70% lumen maintenance in a 25°C ambient temperature environment, compliant with IES LM-80 testing standards.

ELECTRICAL: 120-277VAC or 347VAC, 50/60HZ electrical input high power factor electronic, constant current driver (<20% THD, >0.9 PF). Standard 0-10V driver provided.

FASTENERS: Tamper-resistant Torx® head fasteners.

FINISH: White polyester powder coat finish following multi-stage iron phosphate pretreatment.

INSTALLATION: Surface installation.

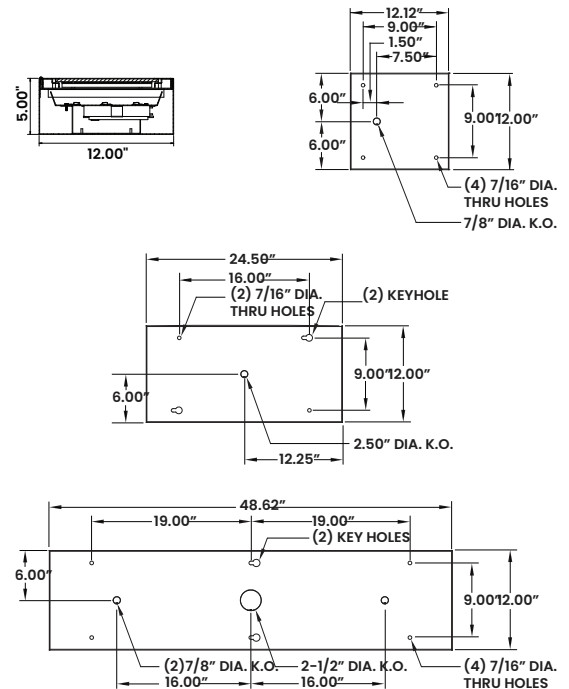
WARRANTY: New Star Promise.

LABEL: Fixture is certified to UL standards by Intertek Testing Laboratory for Wet Locations. This product is Made in America and complies with the Buy American Act (BAA).

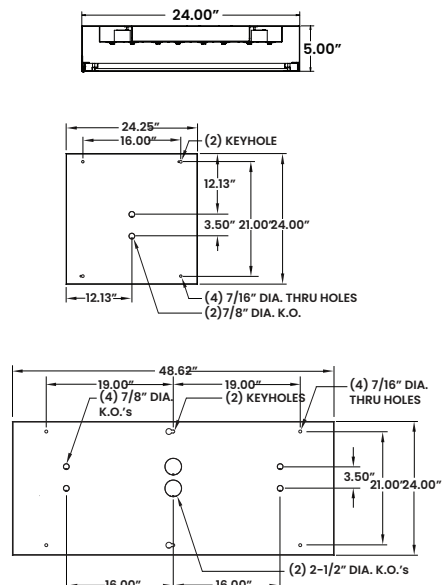
DIMENSIONAL DATA

Fixture weight varies and is dependent upon chosen specifications. Consult factory for additional information. Average weight of the 5312 is 30lbs. Average weight of the 5314 is 60lbs. Average weight of the 5322 is 35lbs. Average weight of the 5324 is 70lbs.

5311-12-14



5322-24



The 53 LED Series is covered by our New Star Promise.

Our promise means we will repair or replace any of our High Abuse or Vandal-Resistant architectural luminaires when installed according to our instructions for the life of the original installation if the fixture should fail due to physical abuse*.

*Damage caused by gunfire and chemical reactions is not covered by the New Star Promise.

PERFORMANCE DATA

*LEDs are frequently updated therefore values may change without notice.

MODEL	OUTPUT	COLOR TEMP.	LUMENS DELIVERED	EFFICACY (lm/w)	INPUT POWER (W)
5311	L1 = Standard	3500K	1450	90	15
		4000K	1500	100	15
		5000K	1560	104	15
	L2 = Medium	3500K	3300	110	30
		4000K	3450	115	30
		5000K	3900	130	30
5312	L2 = Standard	3500K	2875	115	25
		4000K	3000	120	25
		5000K	3125	125	25
	L3 = Medium	3500K	4180	110	38
		4000K	4370	115	38
		5000K	4560	120	38
5314	L2 = Standard	3500K	5750	115	50
		4000K	6000	120	50
		5000K	6250	125	50
	L3 = Medium	3500K	8250	110	75
		4000K	8625	115	75
		5000K	9000	120	75
5322	L2 = Low	3500K	3000	120	25
		4000K	3125	125	25
		5000K	3250	130	25
	L4 = Standard	3500K	6000	120	50
		4000K	6250	125	50
		5000K	6500	130	50
	L6 = Medium	3500K	8650	115	75
		4000K	9000	120	75
		5000K	9375	125	75



New Star Lighting

2225 W Pershing Rd, Chicago, IL 60609
(773) 847-1400
www.newstarlighting.com

Specifications and dimensions are subject to change without notice. For additional options and dimensional details, please consult your New Star Lighting representative.

© 2025, New Star Lighting. All rights reserved. Unauthorized duplication or distribution is prohibited.

PERFORMANCE DATA

*LEDs are frequently updated therefore values may change without notice.

MODEL	OUTPUT	COLOR TEMP.	LUMENS DELIVERED	EFFICACY (lm/w)	INPUT POWER (W)
5324	L2 = Low	3500K	6000	120	50
		4000K	6250	125	100
		5000K	6500	130	50
	L4 = Standard	3500K	12000	120	100
		4000K	12500	125	100
		5000K	13000	130	100
	L6 = Medium	3500K	17250	115	150
		4000K	18000	120	150
		5000K	18750	125	150
	L8 = High	3500K	23000	115	200
		4000K	24000	120	200
		5000K	25000	125	200



New Star Lighting

2225 W Pershing Rd, Chicago, IL 60609
(773) 847-1400
www.newstarlighting.com

Specifications and dimensions are subject to change without notice. For additional options and dimensional details, please consult your New Star Lighting representative.

© 2025, New Star Lighting. All rights reserved. Unauthorized duplication or distribution is prohibited.