

PROJECT: _____

TYPE: _____

PRODUCT: _____

APPROVED BY: _____

PRODUCT FEATURES

- Intended for Patient Rooms, Nurse Stations, Patient Bathrooms, Nurse Stations, Offices, Corridors, Building Facades, and more
- Nominal one foot height
- Field Selectable White CCT (2700K - 5000K)
- Amber night light (585-595nm)
- Fixture is IP64 rated per IEC60598

ORDERING INFORMATION

Example: CCFB-1-CCT-PM-BL-UN-DM1

CCF		1	CCT		
Series	Style B = Box O = Oval V = V-Shape	Size* 1 = 1ft *Nominal Size. Dimensional Data on Page 2.	Field-Selectable Color Temp. CCT = 2700K-5000K	Lens BLANK = Opal PMMA (std.) Please CLICK HERE to go to image selection guide (insert code in place) +PCC(##) = custom image* *Provide your own image (must be 150dpi at 100% image size).	Finish* BLANK = Standard White ALM = Almond ARG = Argento BLK = Black BL = Blue (RAL 5009) LB = Light Blue (RAL 6034) LIC = Lilac (RAL 4009) PG = Pistachio Green CC = Custom RAL Color** *Color swatches on Page 3.

	DM1
Voltage 12 = 120V 27 = 277V UN = Universal (120V-277V)	Driver Type DM1 = 0-10V Dimming with 1-100%



CCF Series



SPECIFICATIONS

CONSTRUCTION: Tapered diecast aluminum housing frame, and heavy-weight heavy-gauge steel baseplate. Concealed Torx® fastener on top of housing for easy installation.

LENS: PMMA diffusing lens. Optional PositiveCare graphic images can be incorporated onto lens, second surface printing for cleanabiity. For image gallery, click [here](#).

LED: Available in five field-selectable color temperatures 2700K, 3000K, 3500K, 4000K and 5000K with maximum 3-step MacAdam variation allowance. Nightlight is amber (585-595nm) LED.

ELECTRICAL: 120-277Vac 50/60Hz, constant current driver (<20% THD, >0.9 PF). Standard 0-10V Dimming with 1-100% range

WARRANTY: New Star Promise.

LABEL: Fixture is IP64 rated per IEC60598.

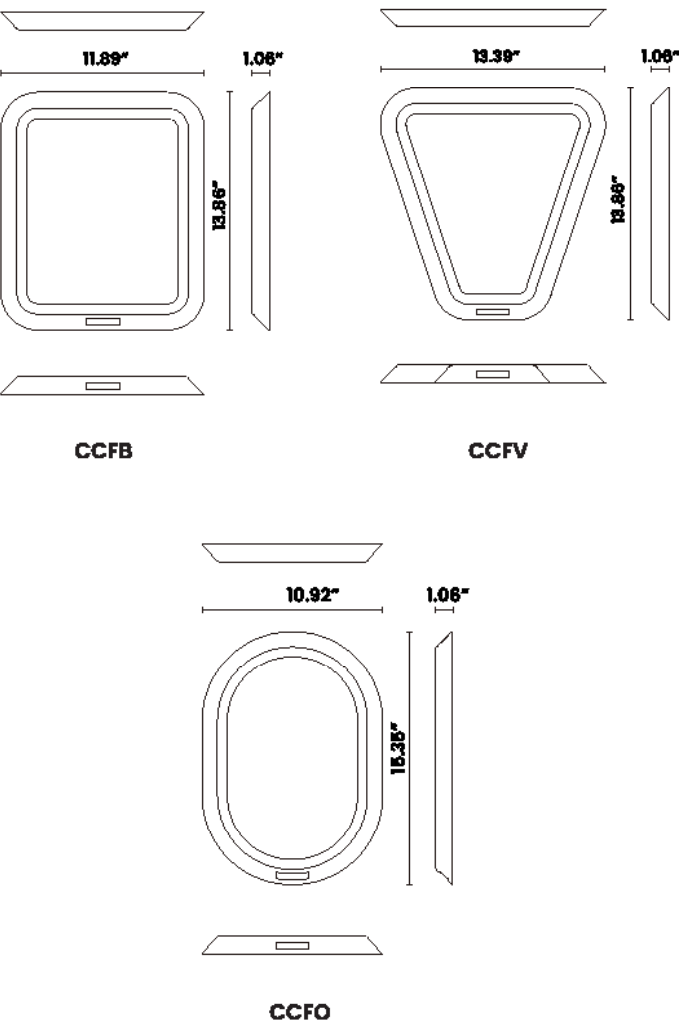


The CompleteCare™ Frame Wall Series is covered by our New Star Promise.

Our promise means we will repair or replace any of our High Abuse or Vandal-Resistant architectural luminaries when installed according to our instructions for the life of the original installation if the fixture should fail due to physical abuse*.





*Damage caused by gunfire and chemical reactions is not covered by the New Star Promise.

DIMENSIONAL DATA



MODEL	HEIGHT	DEPTH	WIDTH	WATTAGE	CCT	LUMEN
CCFB	13.86"	1.06"	11.89"	11	5	850
CCFV	13.86"	1.06"	13.39"	11	5	850
CCFO	15.35"	1.06"	10.92"	11	5	850

FINISHES

Almond (ALM) 138/15003	Argento (ARG) 138/90470	Blue (BL) 149/47310	White (Blank)
			
Light Blue (LB) 138/50034	Lilac (LIC) 149/34740	Pistachio Green (PG) 230/51120	Black (BLK)
